



Racing Queensland Limited

A.B.N. 52 142 786 874

Racecourse Rd Deagon QLD 4017

PO Box 63 Sandgate QLD 4017

T 07 3869 9777

F 07 3269 6404

E info@racingqueensland.com.au

W www.racingqueensland.com.au

GREYHOUND RACING

INFORMATION BOOKLET

TABLE OF CONTENTS

Registered racing clubs	2
Specialist Vets	3
Registered training tracks	4
Fee schedule	5
Rules for registration of persons/names	6
Dress Code – TAB tracks	12
Dress Code – Non TAB tracks	13
Queensland grading system	14
How to Read the Form	32
Recorded & fax field information service	33
Grading schedule	34
Naming of a greyhound	35
Kennel requirements	36
Exempted substance	38
The use of DNA fingerprinting	39
Colour inheritance in the greyhound	41
Greyhounds	43
At what age should I buy a greyhound?	45
What sort of equipment will I need?	46
Breeding and rearing puppies by Beverley Behm	50
Breaking in by Graham Beh	54
Practical dietary guidelines	57
Tony Zammit's training tips	59
Training diet	60
Hints for storage & use of supplements	61
Training from a suburban residence	62
Injury location chart	64
Injuries	66
Points to remember in the care of your greyhound	67
Answers to frequently asked questions	68
Industry Representation, Literature, Web Site Information	70
Class 1 & 2 Trainers	72
Greyhound Adoption Program	83

QUEENSLAND GREYHOUND RACING CLUBS

Clubs	Phone & Fax	Secretary/Manager	President
Brisbane <i>Greyhound Racing Club Inc.</i> PO Box 396, Albion 4010 (Albion Park Raceway, Amy Street, Breakfast Creek)	Ph: 3862 1744 Fax: 3862 2091	Luke Gatehouse	Michael Byrne
Bundaberg <i>Greyhound Racing Club Inc.</i> PO Box 672, Bundaberg 4670 (Maynards Road, Bundaberg)	Ph: 0741 522033 Fax: 0741 523089	Jo Rowe	Darlene Brown
Cairns <i>Greyhound Racing Club Inc.</i> PO Box 298E, Earlville 4870 (Cannon Park Racecourse, Woree, Cairns)	Ph: 0740 541036 Fax: 0740 541036	Emma Bryant	Emma Bryant
Capalaba <i>Greyhound Racing Club Inc.</i> PO Box 28, Capalaba 4157 (14 Old Cleveland Road, Capalaba)	Ph: 3390 2772 Fax: 3390 2704	Marillyn Collett	Alec Stevens
Ipswich <i>Greyhound Racing Club Inc.</i> Showgrounds 81 Warwick Road, Ipswich Qld 4305	Ph: 3202 2977 Fax: 3202 2510	Ken Fullarton	Merv Page
Rockhampton <i>Greyhound Racing Club Inc.</i> PO Box 6112, Red Hill, Rockhampton 4701 (Callaghan Park, Nth Rockhampton)	Ph: 0749 225793 Fax: 0749 222787	Tracey Pike	Neville Jackson
Townsville <i>Greyhound Racing Club Inc.</i> PO Box 925, Castletown 4810 (Showgrounds, Ingham Road, Townsville)	Ph: 0747 721742 Fax: 0747 722652	Louise Marsden	Gary Heath

**SOUTH EAST QUEENSLAND
GREYHOUND SPECIALIST VETS**

Dr Richard Eaton-Wells
263 Appleby Road
Stafford Heights 4053
☎ 07 3359 0777

Dr Charlie Welch
☎ 0407 026710

Dr Leonie Finster
Brisbane Street
Beaudesert 4285
☎ 07 5541 1700

Dr Greg Sternberg
12 Blenheim Road
Laidley 4341
☎ 0437 632 260

Dr. Larry Jocusen
Highfields Veterinary Surgery
31 Kuhls Road
Highfields 4352
☎ 07 4630 8399

Dr. Christine Kidd
Manly Road Veterinary Hospital
219 Manly Road
Manly 4179
☎ 07 3396 9733

QUEENSLAND TRAINING TRACKS

ATKINSON DAM, 4311 Lot 13 Wotan Road	RICK FALL	5426 4338 0427 264 338
ATKINSON DAM, 4311 1169 Atkinson Dam Road	CASEY DARGUSCH	5426 4227
CHURCHABLE, 4311 Lot 15/4 Wotan Road	GERRY CRISCI	5426 4644
GREENBANK, 4124 Lot 21 128 Backwater Road	ELAINE WILLIAMSON	3200 0219
GREENBANK, 4124 39 Andrews Road	ROBERT ESSEX	3297 1105
LAWNTON, 4501 Lawnton Pocket Road	MIKE STEPHENSON	0423 421 955
ONE MILE, 4305 125A Chubb Street	CHRISTINE BOURKE	5464 1722 0409 641 722
	BOB ADAMS	3372 9778 0434 493 490

SCHEDULE OF FEES

Licences are issued to 30 June.

Description	Fee – 1 year	Fee – 3 years	Expiry date
Appeal Fee	\$100		
Artificial Insemination (AI) – Clinic Registration	AS PERSCRIBED BY GREYHOUNDS AUSTRALASIA LTD.		
Artificial Insemination (AI) – Approved Person	AS PERSCRIBED BY GREYHOUNDS AUSTRALASIA LTD.		
Attendant – new and renewal	\$20.00	\$50.00	30 June
Bookmaker's Clerk – one day	\$30.00		1 day only
Bookmaker's Clerk – new	\$75.00		30 June
Bookmaker - new	\$310.00		30 June
Breeding Authority	NO FEE PAYABLE		
Change of Ownership	\$23.00		
Club Registration	NO FEE PAYABLE		
Copy Certification of Registration – greyhound	\$43.00		
Copy Certification of Registration – owner	NO FEE PAYABLE		
Copy Licence	\$10.00		
DNA testing kit	AS PERSCRIBED BY GREYHOUNDS AUSTRALASIA LTD.		
Export Passport	AS PERSCRIBED BY GREYHOUNDS AUSTRALASIA LTD		
Frozen Semen Insemination	AS PERSCRIBED BY GREYHOUNDS AUSTRALASIA LTD		
Lease agreement	\$32.00		
Litter Registration	\$43.00 plus \$5 for each pup Microchipped by RQL		
Litter Registration – late fee	AS DETERMINED ON MERITS		
Naming - Queensland (breeder)	\$25.00		
Naming - Queensland (non-breeder)	\$37.00		
Owner Registration	NO FEE PAYABLE		INDEFINITE
Pedigree*** (COMPUTER PRINT OUT)	\$5.00		
Racing Staff	\$5.00		INDEFINITE
Service Registration	\$21.00		
Service Registration – late fee	AS DETERMINED ON MERITS		
Stud Dog registration	AS PERSCRIBED BY GREYHOUNDS AUSTRALASIA LTD		
Stud Master new and renewal	\$45.00	\$115.00	30 June
Syndicate Registration	NO FEE PAYABLE		INDEFINITE
Partnership Registration	NO FEE PAYABLE		INDEFINITE
Trainer – Class 4 – new	\$63.00	\$142.00	30 June
Trainer – Class 4 – renewal	\$52.00	\$135.00	30 June
Trainer – Class 3 – new	\$63.00	\$142.00	30 June
Trainer – Class 3 – renewal	\$52.00	\$135.00	30 June
Trainer – Class 2 – new	\$63.00	\$142.00	30 June
Trainer – Class 2 – renewal	\$52.00	\$135.00	30 June
Trainer – Class 1 – new	\$81.00	\$188.00	30 June
Trainer – Class 1 – renewal	\$70.00	\$180.00	30 June
Training Track Operator – new	\$63.00	\$142.00	30 June
Training Track Operator – renewal	\$52.00	\$135.00	30 June
Whelping notice	NO FEE PAYABLE		
Whelping notice – late fee	AS DETERMINED ON MERITS		

Please note 10% GST is applicable on items marked with ***

LICENCING/REGISTRATION OF PERSONS REGISTRATIONS

Racing Queensland Limited recommends that you familiarize yourself with your State Government and local council's rules and regulations in relation to animal registration and welfare issues. Council rules have precedent over the rules of Greyhound Racing.

We recommend that you enter into a [Trainer's Agreement](#) with Trainer/s.

The following websites provide information to assist you as an Owner of a greyhound:

- [Animal Welfare and Ethics](#)
- [Local Government – Queensland](#)
- [Racing Queensland Policies](#)
- [Workplace Health & Safety – Queensland.](#)
- [Racing Queensland Limited – Greyhounds Australasia Rules](#)
- [Racing Queensland Limited – Prescription – Greyhound Racing](#)
- [Racing Queensland Limited – Local Rules – All Codes](#)
- [Racing Queensland Limited – Greyhound Information booklet](#)

There are three registration options available:

OWNER PARTNERSHIP SYNDICATE

Please select the option that matches your requirement, complete the application forms and forward to Racing Queensland Limited. There is no fee to register an Owner, Partnership or Syndicate. After Racing Queensland Limited has processed your application you will be sent a certificate of registration and a rule book.

OWNER – permitting the holder to own a greyhound for racing and or breeding purposes.

[Owner Registration application.](#)

PARTNERSHIP – permitting the holder (2-4 persons) to own a greyhound for racing and or breeding purposes.

Members of a partnership shall appoint one of the members as the delegated person and RQL shall treat and deal with the delegated person as if the person was the sole owner.

Members of a partnership may also appoint the delegated person as an agent for the purposes of exercising any power, making any decision or taking any action on behalf of the Partnership or its members. Careful consideration should be given before answering question 6 on the application form.

Please note that an interstate resident must be licenced with the controlling body in that state or territory as an Owner to form part of a Partnership.

[Partnership Registration application.](#)

SYNDICATE - permitting the holder (5-19 persons) to own a greyhound for racing and or breeding purposes. Members of a syndicate shall appoint one of the members as the delegated person and RQL shall treat and deal with the delegated person as if the person was the sole owner. Members of a syndicate may also appoint the delegated person as an agent for the purposes of exercising any power, making any decision or taking any action on behalf of the Partnership or its members. Careful consideration should be given before answering question 6 on the application form. Please note that an interstate resident must be licenced with the controlling body in that state or territory as an Owner to form part of a Syndicate

[Syndicate Registration application.](#)

LICENCES

Racing Queensland Limited recommends that you familiarize yourself with your State Government and local council's rules and regulations in relation to animal registration and welfare issues. Council rules have precedent over the rules of Greyhound Racing.

The following websites provide information to assist you as a Licencee in the greyhound industry:

- [Animal Welfare and Ethics](#)
- [Local Government - Queensland](#)
- [Workplace Health & Safety - Queensland.](#)
- [Racing Queensland Limited - Policies](#)
- [Racing Queensland Limited - Greyhounds Australasia Rules](#)
- [Racing Queensland Limited - Prescription - Greyhound Racing](#)
- [Racing Queensland Limited - Local Rules - All Codes](#)
- [Racing Queensland Limited - Greyhound Information booklet](#)

Fees are applicable for all licence types – please refer to fee schedule

Types of licences available:

[ATTENDANT](#)

[TRAINER CLASS 1](#)

[TRAINER CLASS 2](#)

[TRAINER CLASS 3](#)

[TRAINER CLASS 4](#)

[STUD MASTER](#)

[TRAINING TRACK OPERATOR](#)

[RACING STAFF](#)

ATTENDANT – permitting the holder to handle a greyhound on behalf of a licenced or registered person. Applicant must be 14 years or over.

[Attendant application form](#)

- Applicants under 16 years will be granted a provisional licence to catch greyhounds only.
- Applicants 18 years and older must provide RQL with a National Police Certificate (name only). You will need to visit a local police station with proof of identity to apply for a National Police Certificate, the fee is approximately \$50.00, and also ensure that you obtain a receipt.
- Applicants that have been licenced with RQL within the last 5 years of application date will not be required to provide a National Police Certificate.
- A photograph will be required by RQL to produce your licence. If calling into the office of RQL we will be happy to take your photograph, or you can provide RQL with a passport size photograph or email photo in .bmp or .jpeg format.
- If not licenced with a greyhound controlling body within the last 5 years of application date, applicants will be required to complete a competency assessment and practical assessment within 3 months of licence application date. Failure to complete the assessments within the 3 month period may result in your licence being suspended.

After Racing Queensland Limited has processed your application you will be sent your licence and a rule book.

TRAINER CLASS 4 - permitting the holder, not being the holder of any other class of licence to, rear, break in or pre-train a greyhound owned by the holder.

For the purpose of this Rule “pre-train” shall mean the care/training of a greyhound for racing, preparatory to the training of the greyhound being taken over by a licensed Class 1, 2 or 3 trainer at least 4 weeks prior to the proposed date of an event for which the greyhound may be nominated.

[Trainer application form](#)

- Applicants must be over 18 years.
- Applicants must provide RQL with a National Police Certificate (name only). You will need to visit a local police station with proof of identity to apply for a National Police Certificate, the fee is approximately \$50.00, and also ensure that you obtain a receipt.
- Applicants that have been licenced with RQL within the last 5 years of application date will not be required to provide a National Police Certificate.
- A photograph will be required by RQL to produce your licence. If calling into the office of RQL we will be happy to take your photograph, or you can provide RQL with a passport size photograph or email photo in .bmp or .jpeg format.

After Racing Greyhounds Queensland Limited has processed your application you will be sent your licence, rule book and a complimentary copy of the book “So you want to be a greyhound trainer”.

TRAINER CLASS 3 – permitting the holder to train a greyhound owned by the holder or by an immediate member of the holder’s family residing with the holder.

For the purpose of this category “owned” includes part owned and the Authority may, under any conditions it determines, dispense with the residency provision.

[Trainer application form](#)

- Applicants must be over 18 years.
- Applicants must provide RQL with a National Police Certificate (name only). You will need to visit a local police station with proof of identity to apply for a National Police Certificate, the fee is approximately \$50.00, and also ensure that you obtain a receipt.
- Applicants that have been licenced with RQL within the last 5 years of application date will not be required to provide a National Police Certificate.
- A photograph will be required by RQL to produce your licence. If calling into the office of RQL we will be happy to take your photograph, or you can provide RQL with a passport size photograph or email photo in .bmp or .jpeg format.
- Applicants must provide description of kenneling/housing of greyhound/s.
- If not licenced with a greyhound controlling body within the last 5 years of application date, applicants will be required to complete a competency assessment and practical assessment within 3 months of licence application date. Applicants upgrading from an Attendant’s licence will be required to compete a competency assessment only. Failure to complete the assessment/s within the 3 month period may result in your licence being suspended.

After Racing Queensland Limited has processed your application you will be sent your licence, rule book and a complimentary copy of the book “So you want to be a greyhound trainer”.

TRAINER CLASS 2 – permitting the holder to train not more than the number of greyhounds prescribed by the Authority. (The prescribed greyhounds at this time are not more than 10 racing greyhounds).

[Trainer application form](#)

- Applicants must be over 18 years.
- Applicants must provide RQL with a National Police Certificate (name only). You will need to visit a local police station with proof of identity to apply for a National Police Certificate, the fee is approximately \$50.00, and also ensure that you obtain a receipt.
- Applicants that have been licenced with RQL within the last 5 years of application date will not be required to provide a National Police Certificate.
- A photograph will be required by RQL to produce your licence. If calling into the office of RQL we will be happy to take your photograph, or you can provide RQL with a passport size photograph or email photo in .bmp or .jpeg format.
- Applicants must provide description of kenneling/housing of greyhound/s.
- If not licenced with a greyhound controlling body within the last 5 years of application date, applicants will be required to complete a competency assessment and practical assessment within 3 months of licence application date. Applicants upgrading from an Attendant’s or Class 3 Trainer’s licence will be required to compete a competency assessment only. Failure to complete the assessment/s within the 3 month period may result in your licence being suspended.

We recommend that you enter into a [Trainer’s Agreement](#) with Owner/s.

After Racing Queensland Limited has processed your application you will be sent your licence, rule book and a complimentary copy of the book “So you want to be a greyhound trainer”.

TRAINER CLASS 1 – permitting the holder to train any greyhound.

[Trainer application form](#)

- Applicants must be over 18 years.
- Applicants must provide RQL with a National Police Certificate (name only). You will need to visit a local police station with proof of identity to apply for a National Police Certificate, the fee is approximately \$50.00, and also ensure that you obtain a receipt.
- Applicants that have been licenced with RQL within the last 5 years of application date will not be required to provide a National Police Certificate.
- A photograph will be required by RQL to produce your licence. If calling into the office of RQL we will be happy to take your photograph, or you can provide RQL with a passport size photograph or email photo in .bmp or .jpeg format.
- Applicants must provide description of kenneling/housing of greyhound/s.
- If not licenced with a greyhound controlling body within the last 5 years of application date, applicants will be required to complete a competency assessment and practical assessment within 3 months of licence application date. Applicants upgrading from an Attendant's, Class 3 or Class 2 licence will be required to complete a competency assessment only. Failure to complete the assessment/s within the 3 month period may result in your licence being suspended.

We recommend that you enter into a [Trainer's Agreement](#) with Owner/s.

After Racing Queensland Limited has processed your application you will be sent your licence, rule book and a complimentary copy of the book "So you want to be a greyhound trainer".

STUD MASTER – permitting the holder to carry out the duties of a stud master in connection with a registered sire and to rear, break in or pre-train any greyhound.

[Stud Master Application form:](#)

- Applicants must be over 18 years.
- Applicants must provide RQL with a National Police Certificate (name only). You will need to visit a local police station with proof of identity to apply for a National Police Certificate, the fee is approximately \$50.00, and also ensure that you obtain a receipt.
- Applicants that have been licenced with RQL within the last 5 years of application date will not be required to provide a National Police Certificate.
- A photograph will be required by RQL to produce your licence. If calling into the office of RQL we will be happy to take your photograph, or you can provide RQL with a passport size photograph or email photo in .bmp or .jpeg format.
- Applicants must provide description of kenneling/housing of greyhound/s.

After Racing Queensland Limited has processed your application you will be sent your licence, and rule book and a service booklet.

TRAINING TRACK OPERATOR – permitting the holder to operate a Public Training Track

[Training Track Operator application form:](#)

- Applicants must be over 18 years.
- Applicants must provide RQL with a National Police Certificate (name only). You will need to visit a local police station with proof of identity to apply for a National Police Certificate, the fee is approximately \$50.00, and also ensure that you obtain a receipt.
- Applicants that have been licenced with RQL within the last 5 years of application date will not be required to provide a National Police Certificate.
- A photograph will be required by RQL to produce your licence. If calling into the office of RQL we will be happy to take your photograph, or you can provide RQL with a passport size photograph or email photo in .bmp or .jpeg format.

After Racing Queensland Limited has processed your application you will be sent your licence, and rule book.

RACING STAFF – permitting the holder to be employed by a club as an official at a meeting

[Racing Staff application form:](#)

- If over the age of 18 years the applicant must provide RQL with a National Police Certificate (name only). You will need to visit a local police station with proof of identity to apply for a National Police Certificate, the fee is approximately \$50.00, and also ensure that you obtain a receipt.
- Applicants that have been licenced with RQL within the last 5 years of application date will not be required to provide a National Police Certificate.
- A photograph will be required by RQL to produce your licence. If calling into the office of RQL we will be happy to take your photograph, or you can provide RQL with a passport size photograph or email photo in .bmp or .jpeg format.

After Racing Queensland Limited has processed your application you will be sent your licence, and rule book.

RACING QUEENSLAND DRESS STANDARD FOR GREYHOUND TAB CLUBS

Minimum Dress Requirements

HANDLERS:

CLOTHING:

Males: **White** Collared Shirt only (no singlets)
Black/Dark Navy Trousers/Slacks (with belt) or
Black Jeans (with belt)
(No shorts or tracksuit pants)

Females: **White** Shirt / Blouse (no midriff tops)
Black/Dark Navy skirt, Slacks or Black Jeans (with belt)
(Skirt minimum knee length)
(No shorts, tracksuit pants or singlets)

FOOTWEAR:

Males: Dark Shoes/Dark Joggers (enclosed shoe) – to be worn with socks
(No thongs or sandals)

Females: Dark enclosed shoes/Dark Joggers (enclosed shoe)
(High heeled shoes not permitted, no thongs or sandals)

HEADWEAR:

(Optional)
Hat must have brim
Caps, i.e. baseball – Peak to be worn at front
No beanies

CATCHERS:

Handlers dress code to apply to catchers with no specific colour of clothing and footwear required.

RACING QUEENSLAND DRESS STANDARD FOR GREYHOUND NON TAB CLUBS

Minimum Dress Requirements

HANDLERS:

CLOTHING:

Males: **White** Collared Shirt only (no singlets)
Black/Dark Navy Trousers/Slacks (with belt) or
Black Jeans (with belt) or
Black/Dark Navy shorts (with belt)
(No tracksuit pants)

Females: **White** Shirt / Blouse (no midriff tops)
Black/Dark Navy skirt, Slacks or Black Jeans (with belt)
(Skirt minimum knee length)
Black/Dark Navy shorts
(No tracksuit pants or singlets)

FOOTWEAR:

Males: Dark Shoes/Dark Joggers (enclosed shoe) – to be worn with socks
(No thongs or sandals)

Females: Dark enclosed shoes/Dark Joggers (enclosed shoe)
(High heeled shoes not permitted, no thongs or sandals)

HEADWEAR: **(Optional)**
Hat must have brim
Caps, i.e. baseball – Peak to be worn at front
No beanies

CATCHERS:

Handlers dress code to apply to catchers with no specific colour of clothing and footwear required.

Grading Policy

COMMENCEMENT DATE

This policy comes into effect on 01 July 2006.

PURPOSE

The Racing Act 2002 authorises Racing Queensland Limited (RQL) to make policies for the sound management of the greyhound racing industry. Section 81(r) of the Act requires RQL to make a policy on handicapping and the appropriate qualifications for handicappers.

“Handicapping” and “handicappers” are not common in greyhound racing. Generally, in greyhound racing “grading” and “graders” comprise a system similar to handicapping and that system is vital to the management of greyhound racing. Section 81(r) of the Act applies to a policy-making requirement of RQL in relation to its grading policy.

Grading is a prescribed system that aims to:

- make racing competitive and interesting;
- classify racing greyhounds for programming/nomination purposes;
- clarify the process for the selection in a race.

The purpose of this policy is to ensure that grading is, fair, consistent and transparent so that all parties can understand the rationale and process of grading. This should result in a system that industry participants and patrons understand, accept and support.

POLICY STATEMENT

RQL will devise and implement a system of grading that aims to make greyhound races in Queensland fair and competitive. The system will be based on sound greyhound racing principles, consistent and the decision making process will be transparent.

GRADERS' QUALIFICATIONS

There are no formal qualifications for graders other than a sound knowledge and understanding of greyhound racing and the rules of greyhound racing.

RQL senior graders will closely supervise new members of the grading panel to ensure the grading service is of a high standard.

New grading panel members will work with and under the supervision of senior graders to learn the basic skills they need.

Once these graders have demonstrated their competence, undertaken an accreditation process and received approval from the Chief Grader, they may grade races without direct supervision.

GRADING SYSTEM

The grading system generally imposes a penalty of a rise in grade on greyhounds that win penalty bearing races. Conversely greyhounds, unplaced for a prescribed number of starts, revert to a lower grade.

APPLICATION

This policy applies to all race clubs and greyhounds racing in races in Queensland.

This policy relates to the prescribed:

- Queensland Grading System
- Classification of tracks
- Selection Order Of Choice.

PROCEDURES

RQL and Graders

RQL and Graders will ensure that, in all respects, the provisions of the Grading System, Classification of Tracks and the Selection Order of Choice is applied appropriately.

REVIEW

This policy may be reviewed at any time, but not more than after two years in operation.

RQL RULES OF GREYHOUND RACING

RQL rules of greyhound racing provide for the application of this policy.

ATTACHMENTS

Queensland Grading System.

Race Field Selection Policy

Selection Order of Choice.

QUEENSLAND GRADING PROCEDURES

DEFINITIONS

Distance event – means an event raced over a distance of more than 590m.

Eligibility to be nominated – A greyhound cannot be **nominated** for an event before it attains the age of sixteen (16) months.

Graded event – means an event restricted to greyhounds of a specified grade and for which the winner will be penalised under the Grading scale.

Novice – means a greyhound, as at the date of the proposed meeting, which has **not won**, other than a maiden, maiden heat and final or maiden heat, semi-final and final.

Maiden – (1) in relation to a flat race means a greyhound that has not won, or been awarded first place in a flat race.

(2) in relation to a hurdle race means a greyhound that has not won, or been awarded first place in a hurdle race.

Non-penalty event – means any event, conducted in **Queensland only**, declared by the Authority to be a non- penalty event.

For example: Usually an event for which eligible starters are restricted by a particular age limit i.e. Futurity, Derby, Young Guns etc.

Penalty bearing event – means any event not declared by the Authority to be a non-penalty event.

For example: Usually a graded event.

Sprint event – means an event raced over a distance of not more than 590m.

TRACK CLASS

The classification of a track shall be as prescribed by the Control Body.

As of 1st April until 30th June 2011, tracks are classified as:

Class 1 (City class)

- ☐ Brisbane – Thursday
- ☐ Interstate – all metropolitan city excepting Darwin and Canberra

Class 2

- ☐ Brisbane – Monday (selected dates)
- ☐ Ipswich – Wednesday
- ☐ Interstate – as prescribed

Class 3

- ☐ Ipswich - Tuesday
- ☐ Brisbane – Wednesday
- ☐ Brisbane - Friday
- ☐ Interstate – as prescribed

Class 4

- ☐ Bundaberg
- ☐ Cairns
- ☐ Interstate – as prescribed

Class 5

- ☐ Capalaba
- ☐ Interstate – straight tracks

Class 6

- ☐ Townsville
- ☐ Rockhampton

TRACK CLASS

The classification of a track shall be as prescribed by the Control Body.

As of 1st July 2011, tracks are classified as:

Class 1 (City class)

- ☐ Brisbane – Thursday
- ☐ Interstate – all metropolitan city excepting Darwin and Canberra

Class 2

- ☐ Brisbane – Monday (selected dates)
- ☐ Ipswich – Friday
- ☐ Interstate – as prescribed

Class 3

- ☐ Ipswich - Tuesday
- ☐ Brisbane – Wednesday
- ☐ Brisbane - Sunday
- ☐ Interstate – as prescribed

Class 4

- ☐ Bundaberg
- ☐ Cairns
- ☐ Interstate – as prescribed

Class 5

- ☐ Capalaba
- ☐ Interstate – straight tracks

Class 6

- ☐ Townsville
- ☐ Rockhampton

Interstate Tracks

ALBURY 4	ALBY	HEALESVILLE HOBART 1	HEAL HOBT 5	SALE SANDOWN SANDOWN (WED) 2	SALE S/PK SPK2 2
ANGLE PARK ANGLE PARK(WED) APPIN ARMIDALE	A/PK APK22 APPN ARMD 1 5 4	HORSHAM KEMPSEY KULPARA	HORS KEMP KULP 2 4 4	SHEPPARTON SINGLETON STRATHALBYN	SHEP SING STRA 2 2 4
BALLARAT BARMERA BATHURST BENDIGO 2	BALL BARM BATH BEND 2 4 4 4	LAUNCESTON LISMORE 2	LAUN LISM 2	TAMWORTH TAREE TEMORA 4	TAMW TARE TEMA 4 4
BROKEN HILL BULLI	BKH BULI 4 2	LITHGOW	LITH 4	TRARALGON TWEED HEADS	TRAR TWHD 2 4
CANBERRA CANNINGTON CASINO CESSNOCK COONABARABRAN 4	CANB CANN CASO CESS CBRN 4 2 1 2 2	MEADOWS MEADOWS (WED) 2	MEAD MEA2 1	WAGGA WANGARATTA WARRAGUL WARRNAMBOOL 2	WAGA WANG WRGL WNBL 4 2 2
COONAMBLE COWRA CRANBOURNE	CBLE CWRA CRAN 4 4 2	MOREE MOSSVALE MT GAMBIER MUDGEE MUDG 4 4	MORE MSVL MT/G 4 4 4	WAUCHOPE WENTWORTH PARK W/PK 1	WAUH WPK2 WHYA WYNG 4 2 4 5
DAPTO DARWIN 2	DAPT DARW 2	NORTHAM NOWRA	NORT NOWR 3 2	YONG YOUNG	YOUNG 4
DEVONPORT DUBBO	DPRT DUBO 2 4	ORANGE 4	ORAN		
FORBES 4	FORB	PORT AUGUSTA PORT LINCOLN PORT PIRIE POTTS PARK	PT/A PT/L PT/P P/PK 4 4 4 3		
GARDENS GAWLER 2	GDRN GAWL 2	RICHMOND ROBINVALE	RICH RBVL 2 4		
GEELONG GOSFORD GOULBURN GRAFTON GUNNEDAH	GEEL GOSF GOUL GRAF GUNN 2 2 4 4 4				

International Tracks

- All Class 2

GRADE OF GREYHOUND

The classification of the scale of grading of a greyhound shall be as prescribed by the Control Body.

As of 1st April 2011, the scale of Grade within Class and Distance is:

- Maiden
- 5th Grade
- 4th Grade
- 3rd Grade
- 2nd Grade
- 1st Grade

GRADING PENALTIES

Subject to any prescribed Grading Concessions, and “Grading – Class 4 and 5 Tracks Only”, a greyhound shall be penalised one Grade for each win in a penalty bearing event including a “walkover”:

- (a) for the Class and Distance of the track; and
- (b) for the Class and Distance of any circle track of a lower class.

For Example: A 1st Grade dog on a higher class of track will be a 1st Grade dog on the lower class of track, providing it is a penalty bearing event.

DEAD HEAT

Where two or more greyhounds Dead Heat for first place, all shall be deemed to have been placed first and shall be penalised in the same manner as any other winner in accordance with the Queensland Grading System.

WALKOVER

A greyhound deemed the winner of a Walkover, shall be penalised in the same manner as any other winner in accordance with the Queensland Grading System.

DISQUALIFICATION – AFTER “ALL CLEAR”

Any Grading penalty applied to a greyhound following a win shall be retained, notwithstanding that, after the “All Clear” signal had been given, the greyhound is disqualified from the event.

GRADING – CLASS 5 TRACKS ONLY (IE CAPALABA)

A greyhound not having established a Grade for a Class 5 track shall be allotted a Grade for penalty bearing wins on other than Class 5 tracks in accordance with the following scale:

One - five ---to be graded 5th Grade.

Six - ten ---to be graded 4th Grade.

Eleven or more ---to be graded 3rd Grade.

A greyhound, having established a Grade for a Class 5 track, shall not, thereafter, be penalised for a win on any other Class track.

GRADING CONCESSIONS

Subject to a greyhound being penalised for a win in an event at a higher Class track:

- a greyhound shall be permitted to win, within a Class and Distance, **two** 5th Grade penalty bearing events at Class 1, 2 & 3 tracks.
- a Maiden greyhound, or a greyhound having won only a Maiden event, and Novice event, shall be permitted to win, within a Class and Distance, **two** 5th Grade and **two** 4th Grade penalty bearing events at Class 4, Class 5 and Class 6 tracks.

After dropping a Grade a greyhound shall not be eligible for the benefits of the above Grading Concessions and shall be penalised one Grade, within a class and Distance, for each win in a penalty bearing event.

A greyhound winning a heat and/ or a semi-final and/or final of a penalty bearing Event will be penalised.

MAIDEN WIN

A greyhound winning an event for the first time, whether it is a Maiden event or a non-penalty event, other than a Qualifying Trial, shall be deemed to have won a Maiden for every Class and Distance.

NOVICE

An eligible greyhound shall be permitted to win **one Novice only** at any class of track.

TRANSITION RULE – GRADING CLASS (4) TO CLASS (6) SPRINT AND DISTANCE EVENTS

For Grading Purposes a Greyhound's Grade in a Sprint and Distance Events as at the 1st of April 2011 will retain their grade.

For Example: 1st Grade on class (4) Sprint 5th Grade Distance is a 1st Grade on class (6) Sprint 5th Grade Distance.

PRE-GRADED

Other than in events for maidens and novices, or in which maidens are included, a greyhound pre-graded into two or more events, shall be eligible to compete in all of the events and if winning more than one of the events will be penalised.

DROPPING A GRADE

Following three consecutive unplaced performances within a Class and Distance, the Grade of a greyhound shall be lowered by one Grade only, within the Class and Distance.

Greyhounds that have been pre-graded into two (2) races of a similar Grade within a Class and have their third unplaced performance at the first of the pre-graded races and then win at the second of the pre-graded races will be elevated to the next grade. Greyhounds running a place will remain in the same grade.

A greyhound, having its Grade lowered to 5th Grade shall, after one win in 5th Grade be penalised one Grade.

ABSENCE FROM RACING

On returning to racing, the Grade of a greyhound, **not having started for six months or longer, as at the date of the proposed meeting**, shall be lowered by one Grade at only the Class of track at which the greyhound is nominated for its return.

A greyhound, not having started for **more than twelve months**, as at the date of the proposed meeting, **must perform a satisfactory trial over a similar distance** of the race for which the greyhound will be starting for the first time on its return to racing.

RACE FIELD SELECTION PROCEDURE

DEFINITIONS

Best of event – means an event for which the selection of greyhounds shall be at the discretion of the Grader without regard to the Selection Order of Choice.

Selection Order of Choice – means the order of choice prescribed by the Authority to be applied to the selection of greyhounds for an event.

Series – means a race conducted that consists of Qualifying Trials, Heats, Semi-finals and Final etc., and where applicable a non-compulsory Consolation. The nomination of a greyhound for a Series does not include a Consolation. To be eligible for selection for a Consolation a greyhound must be nominated for the Consolation.

Event – means races consisting of graded races, maidens and heats and finals.

GENERAL

Maiden winning away from Series

A greyhound, competing in a series for, or which includes, maidens, which is conducted as a series, that, during the time the series is being conducted, wins an event other than as a part of the series, shall not be eligible to compete further in the series.

Eligibility – Brisbane – Class 1

To be eligible to nominate in a Sprint / Distance event at Brisbane – Class 1, a greyhound must have won an event at a Class 2, 3 or Class 4 track. (Excluding Class 1 maiden events).

Eligibility – Series / Event

To be eligible to contest a series/event a greyhound must be eligible to race at all of the tracks at which the greyhound may be required to race during the series/event at the time of the Box Draw of the first race of the series/event in which the selection of the greyhound is being considered.

COMPOSITION OF FIELDS

Best Of Events

A person intending to nominate a greyhound for a "Best Of" event must specify the name of the event when lodging the nomination.

For example: A trainer wishing to nominate a 5th or 4th Grade greyhound, must nominate for the name of the Best Of Event..

For a "Best Of" event the Selection Order of Choice will not apply – the greyhounds included for the event shall be at the discretion of the Grader.

Where a Best 8 is graded, any greyhound of 3rd or higher Grade may, at the discretion of the Grader, be included for the event.

For example: A "no Best 8" specification on a nomination is not acceptable.

Mixed Graded Events

In an event in which two Grades are combined, greyhounds of the higher of the Grades will be included first followed by the lower Grades regardless of form, but with regard to the Selection Order of Choice within the Grades.

Consolation Events

To be eligible for selection in a Consolation a greyhound must be nominated for the Consolation.

Greyhounds included in a Consolation shall be included in accordance with their placing in the Event that qualifies greyhounds for a final.

Same Owner / Trainer

If on a program there are two or more events of the same Grade and distance (including Qualifying Trials, Maiden and Novice events), if included for the events, solely owned or greyhounds trained by the same person shall be allotted to as many separate events as possible.

Heats and Final Selection Scale

Unless, in special circumstances, approved otherwise by the Authority and advertised as a condition of a Series/Event, the following shall apply when establishing which greyhounds from Qualifying Trials- Heats-Semi-finals shall progress further in a Series.

No of QTs- Heats-Semi- finals	Field x 8	Reserves x 2
2	1 – 2 – 3 - 4	fastest 5 - 5
3	1 - 2 - fastest 3 - 3	other 3 – fastest 4
4	1 - 2	fastest 3 - 3
5	1 - fastest 2 – 2 - 2	next fastest 2 – 2
6	1 - fastest 2 - 2	next fastest 2 - 2
7	1 – fastest 2	next fastest 2 – 2
8	1	fastest 2 – 2
9	fastest 1	other 1 – fastest 2
10	fastest 1	other fastest 1 – 1

The principles of the scale shall apply if a greater number of Heats / Semi-finals.

In the case of a Dead-Heat, thereby creating a situation where more than the permitted number of greyhounds is to be considered to progress further in a Series/Event, the greyhound to be selected shall be selected by lot from the greyhounds that comprised the Dead-Heat. The greyhound unsuccessful in the ballot shall be afforded a preference when being further assessed in accordance with the principles of the scale.

For the purpose of this scale, “fastest” shall mean the actual time of a greyhound in the Event. Should it not be possible to establish the time for a greyhound in the Event, the progress of a greyhound in a Series/Event shall be at the discretion of the Grading Panel.

Should a circumstance arise in which the principle of this scale would not be appropriate, the progress of a greyhound in the Series/Event shall be at the discretion of the Grading Panel.

Reserve Rights

A greyhound listed as a reserve that does not gain a start, if nominated for an event of the same Grade and Distance for the next available meeting of the club (excepting Brisbane Thursday), shall be included in the original draw of the event provided a fresh nomination is provided.

A greyhound listed as a reserve that does gain, or would have been eligible to gain a start, that is withdrawn from the event for any reason whatsoever, shall forfeit any reserve rights.

Reserve rights do **NOT** apply when a greyhound is listed as a reserve in a semi-final, final, Best Of Event or Brisbane Thursday meetings.

Correction of Selection Error

If a greyhound that should not have been included in the Box Draw is so included, it shall be withdrawn by order of the stewards.

If a greyhound that should have been included in the Box Draw is not included and the omission is discovered by not later than 9.00am the next business day, the Grader, Chairman of Stewards or General Manager after, if convenient, combined consultation, may order that the greyhound be included in the field and a drawn greyhound deleted from the field. If so ordered, the original Box Draw shall be cancelled and a new Box Draw conducted.

SELECTION ORDER OF CHOICE

NOTE: Other than as mentioned in (3) below, the Grader shall not give any consideration to a performance in a Qualifying Trial other than if the performance qualified a greyhound to compete further in a Series

MAIDEN EVENTS

All Classes

- (1) Greyhounds with Reserve Rights.
- (2) Last start place getter.
- (3) Greyhound having first race start. A greyhound having its first race start in a Qualifying Trial and failing to qualify, shall be deemed to be a first starter when next nominated.

- (4)
 - (a) Place getter 2 of last 3 starts.
 - (b) Place getter 1 of last 3 starts.
- (5) Greyhounds not having had 3 starts.
- (6) Greyhounds not having had a start for 30 days.
- (7) Apply unplaced runners table on last 3 starts.
A greyhound drawn in a race as a first starter will not be eligible to be pre-graded unless there are insufficient nominations for that particular event.

NOTE: Preference will be given to placed performances on a circle track when selecting greyhounds for circle track races, and straight track placed performances when selecting greyhounds for straight track races.

CLASS 1

Graded Events

- (1) Greyhounds with Reserve Rights (excepting Brisbane Thursday).
- (2) Last start winners - Class 1 track (excepting maiden winners).
- (3) Last start place getter - Class 1 track.
- (4) Last start winners - Class 2 track (excepting maiden winners).
- (5) Last start winners – Class 3 track (excepting maiden winners).
- (6) Other winners/place getters last 3 starts in the following sequence:
 - (a) Winner 2 of last 3 - Class 1
 - (b) Winner 2 of last 3 - Class 2
 - (c) Winner 2 of last 3 – Class 3
 - (d) Place getter 2 of last 3 - Class 1
 - (e) Winner 1 of last 3 - Class 1
 - (f) Last start winner - Class 4 (excepting maiden winners).
 - (g) Place getter 2 of last 3 - Class 2
 - (h) Place getter 2 of last 3 – Class 3
 - (i) Place getter 1 of last 3 - Class 1
 - (j) Last start place getter - Class 2
 - (k) Last start place getter – Class 3
 - (l) Winner 1 of last 3 - Class 2 (excepting maiden winners)
 - (m) Winner 1 of last 3 – Class 3 (excepting maiden winners)
 - (n) Winner 2 of last 3 - Class 4
 - (o) Place getter 1 of last 3 - Class 2
 - (p) Place getter 1 of last 3 – Class 3
 - (q) Place getter 2 of last 3 - Class 4
 - (r) Winner 1 of last 3 - Class 4 (excepting maiden winners).
 - (s) Last start place getter - Class 4
 - (t) Place getter 1 of last 3 - Class 4
 - (u) Greyhounds dropping Class 1 Grade.
 - (v) Last start maiden winners.
- (7) Greyhound not having started for 30 days.
- (8) Apply unplaced runners table on last 3 starts.

Novice Events

- (1) Last start winners Class 1
- (2) Last start place getters Class 1
- (3) Last start winners Class 2
- (4) Last start winners Class 3
- (5) Last start winners Class 4
- (6) Other winners / placegetters last 3 starts
 - (a) Winner 2 of last 3 Class 1
 - (b) Placegetter 2 of last 3 Class 1
 - (c) Winner 1 of last 3 Class 1
 - (d) Winner 2 of last 3 Class 2
 - (e) Winner 2 of last 3 Class 3
 - (f) Winner 2 of last 3 Class 4
 - (g) Place getter 2 of last 3 Class 2
 - (h) Place getter 2 of last 3 Class 3
 - (i) Place getter 2 of last 3 Class 4
 - (j) Winner 1 of 3 last 3 Class 2
 - (k) Winner 1 of 3 last 3 Class 3
 - (l) Winner 1 of 3 last 3 Class 4
 - (m) Last start place getter Class 2
 - (n) Last start place getter Class 3
 - (o) Last start place getter Class 4
 - (p) Place getter 1 of last 3 Class 1
 - (q) Place getter 1 of last 3 Class 2
 - (r) Place getter 1 of last 3 Class 3
 - (s) Place getter 1 of last 3 Class 4
 - (t) Apply unplaced runners table on last 3 starts

NOTE: Straight track performances will **NOT** be considered when selecting races for Class 1 events.

CLASS 2, 3 & 4 –

Graded Events

- (1) Reserve greyhound having Reserve Rights.
- (2) Last start winners - Class 1
- (3) Last start winners - Class 2
- (4) Last start winners - Class 3
- (5) Last start winners - Class 4
- (6) Last start place getter - Class 1
- (7) Last start place getter - Class 2, 3 & 4
- (8) Greyhound dropping a grade at Class 2, 3 & 4 grades.
- (9) Last start winners - Class 5
- (10) Other winners/place getters last 3 starts in the following sequence:
 - (a) Winner 2 of last 3 - Class 1, 2, 3 & 4
 - (b) Winner 1 of last 3 - Class 1, 2, 3 & 4
 - (c) Place getter 2 of last 3 - Class 1, 2, 3 & 4
 - (d) Last start place getter Class 5
 - (e) Winner 2 of last 3 - Class 5
 - (f) Place getter 2 of last 3 - Class 5
 - (g) Winner 1 of last 3 Class 5
 - (h) Place getter 1 of last 3 - Class 1, 2, 3, 4 & 5
 - (i) Greyhound not having started for 30 days.
- (11) Apply unplaced runners table on last 3 starts (not including qualifying trials).

CLASS 5 – Straight Track.

Graded Events



- (1) Greyhound having Reserve Rights.
- (2) Last start winners - Class 5
- (3) Last start place getter - Class 5
- (4) Greyhound dropping Class 5 Grade.
- (5) Last start winner - Class 1, 2, 3 & 4
- (6) Last start place getter – Class 1, 2, 3 & 4.
- (7) Other winners/place getters last 3 starts in the following sequence:

- (a) Winner 2 of last 3 - Class 5
- (b) Winner 2 of last 3 - Class 1, 2, 3 & 4
- (c) Winner 1 of last 3 - Class 5
- (d) Winner 1 of last 3 - Class 1, 2, 3 & 4
- (e) Place getter 2 of last 3 - Class 5
- (f) Place getter 2 of last 3 - Class 1, 2, 3 & 4
- (g) Place getter 1 of last 3 - Class 5
- (h) Place getter 1 of last 3 - Class 1, 2, 3 & 4
- (i) Greyhounds not having started for 30 days.
- (j) Apply unplaced runners table on last 3 starts.

POWERS OF GRADER

Notwithstanding the provisions of the Selection Order of Choice, the Grader may exercise discretion in any matter relating to the inclusion of a greyhound in an event.

HOW TO READ THE FORM

1	2	3	4	5	6	7	8	9	10	11	12	13	14	15	16	17	18
<p> 2/ EXPLANATION Gr5 LEE WYLIE CONDONG Prize Money(QLD): \$16,145 STRIPES LEE WYLIE BK B 18Mar03 SOLVE THE PUZZLE - BRAVE GEM Starts 65 -9-9-21 Track 28 -3-2-11 Track & Dist 17 -2-2-7 Best Time 35.40 5May05 3-8 (5) 4 520m LISM 20Jun06 30.37 (30.37) 9.75L 15/1 26.6Kg WONGAWILLIJACK 5-8 (6) 4 520m LISM 27Jun06 30.23 (30.23) 10.00L 17/1 26.0Kg CHARLIEBANNER 4-8 (4) 5 H/T 520m BNEM 3Jul06 30.44 (30.43) 5.94s 6.75L 18/4 26.1Kg BOGIE WILL  3-8 (4) 5 520m BNEM 10Jul06 30.45 (30.13) 5.92s 5.50L 42/4 25.9Kg BOGAN ROAD  </p>																	
19	20	21	22	23	24	25	26	27	28	29	30	31	32	33		34	

1. Box number
2. Rug colour
3. Greyhound Name
4. Starts & placings
5. Owner's name
6. Greyhound's grade
7. Colour of greyhound
8. Sex of greyhound
9. Trainer's name
10. Whelping date
11. Trainer's district

12. Starts & placings this track
13. Sire of greyhound
14. Starts & placings this track & distance
15. Dam of greyhound
16. Queensland Prize Money from 1 July 2003
17. Best time this track & distance
18. Date of best time

19. Place in event
20. Number of starters
21. Box number
22. Grade of event
23. Class of event
24. Distance of event
25. Track code
26. Date of event
27. Race time
28. Best time that date & distance
29. First sectional time

30. Winning margin or margin from winner
31. Tote/Bookmaker's odds
32. Greyhound's weight
33. Winner or Second placegetter
34. Video Race replay

RACING QUEENSLAND LIMITED

GREYHOUND RACING FIELD INFORMATION

Race field information service available 24 hours a day 7 days a week after the drawn has been completed.

There are two systems

RECORDED FIELD INFORMATION FAXED FIELD INFORMATION

RECORDED FIELD INFORMATION

190 095 7003

- A. Dial 190 095 7003 and follow the message carefully
- B. Dial 0 after the tone
- C. Location **

- | | |
|-------------------------|-----------------------|
| 1. Scratchings | 10. Brisbane (Friday) |
| 2. | 11. Cairns |
| 3. Brisbane (Monday) | 12. Townsville |
| 4. Brisbane (Thursday) | 13. |
| 5. Ipswich (Tuesday) | 14. |
| 6. Brisbane (Wednesday) | 15. Rockhampton |
| 7. Ipswich (Wednesday) | 16. Bundaberg |
| 8. | 17. Special Meetings |
| 9. Capalaba | |

****** to save time and money you can dial your selected track code without waiting for all of the numbers to be announced.

It is advised not to access this service for field information until 4.00pm on the day that the particular meeting is drawn.

FAXED FIELD INFORMATION

190 226 1004

- A. Dial 190 226 1004 from you fax machine handset and follow the instructions carefully – a fax machine with a handset is required to access this service
- B. Dial 0 after the tone
- C. Dial the number for the field required **

- | | |
|------------------------|----------------------|
| 1 Scratchings | 10 Brisbane (Friday) |
| 2 | 11 Cairns |
| 3 Brisbane (Monday) | 12 Townsville |
| 4 Brisbane (Thursday) | 13 |
| 5 Ipswich (Tuesday) | 14 |
| 6 Brisbane (Wednesday) | 15 Rockhampton |
| 7 Ipswich (Wednesday) | 16 Bundaberg |
| 8 | 17 Special Meetings |
| 9 Capalaba | |

****** to save time and money you can dial your selected track code without waiting for all of the numbers to be announced.

It is advised not to access this service for field information until 4.00pm on the day that the particular meeting is drawn.

GRADING SCHEDULE

Current as from **1 JULY 2011** the meetings shown below will be graded in the order in which they appear on each particular day.

<i>Monday:</i>	1. Brisbane (BNE1)	Thursday	Night	Class 1
	2. Bundaberg(BUND)	Saturday	Day	Class 4
<i>Tuesday:</i>	1. Ipswich (IPSF)	Friday	Twilight	Class 2
	3. Capalaba (CAPA)	Saturday	Day	Class 5
<i>Wednesday:</i>	1. Brisbane (BNES)	Sunday	Twilight	Class 3
	2. Brisbane (BNE2)	Monday	Night	Class 2
	3. Cairns (CAIR)	Saturday	Night	Class 4
<i>Thursday:</i>	1. Townsville (TVLE)	Tuesday	Night	Class 6
	2. Ipswich (IPS3)	Tuesday	Twilight	Class 3
<i>Friday:</i>	1. Brisbane (BNE3)	Wednesday	Twilight	Class 3
	2. Rockhampton (ROCK)	Wednesday	Night	Class 6

Nominations for all meetings close at the offices of the RACING QUEENSLAND LIMITED at 8.30am each morning.

TELEPHONE NOMINATIONS - Phone 1800 851 155 (toll free) from 7am to 8.30am each week day.

A written nomination will be required for greyhounds either owned or trained by Interstate Licencees having first Queensland start.

CONTACTING THE GRADING PANEL

The Grading Panel is available for queries regarding a greyhound's grade or to clarify grading guidelines only.

The panel may be contacted from 1.30 to 2.00pm Monday to Friday.

NAMING OF A GREYHOUND

GUIDELINES PROVIDED BY
GREYHOUNDS AUSTRALASIA LTD.
As at November 2003

Whilst it is recognised that the owner of a greyhound has preferences in selecting a name for the animal which he/she maintains, the orderly and responsible issue or granting of a name by the Registrar under a policy which can be afforded, must be in the best interests of the greyhound industry.

Apart from the general application of knowledge gained from experience together with common sense, the criteria listed herewith indicates guidelines generally followed by the Registrar in rejecting names applied for amongst the many thousands lodged.

1. The name has been granted to a greyhound during the 15 years previous to receipt of the allocation.
2. The name has previously been granted to a greyhound recorded as a sire or dam in the ANZGA database.
3. The name has previously been granted to a greyhound recorded as a classic winner in the ANZGA database.
4. Close similarity in the pronunciation of names, i.e. Mr. Yew, Mister You.
5. Names savouring of a political or religious connotation.
6. Names which present difficulty in pronunciation.
7. Names which tend to be derogatory or down-grading to the sport.
8. Names which tend to be obscene or vulgar.
9. Names of a foreign language, the meaning of which is not readily available.
10. Names with more than sixteen characters inclusive of spaces, apostrophes, etc.
11. Names with more than three words.
12. Names which imitate race track phrases or terms i.e. "Vacant Box", "Late Scratching", "Number Four", "Red Rug", "Blue Box", etc.
13. Names which indicate opposite to actual sex of the subject greyhound.
14. The use of pronouns, prefixes and affixes, i.e. "The" Architect.
15. Trade names unless written approval by registrar of the name is supplied.
16. Names of prominent racing events without the permission of the appropriate authority.
17. Full names of prominent persons.
18. The use of initials.
19. The excessive use of apostrophe.
20. The use of numerals
21. A name already registered as a Prefix/Suffix to some other applicant.
22. Names of prominent Greyhounds or Greyhounds of Note.

As the indexations of the Stud Book demands correct English, names such as **Stop 'n' Think** may be granted as **Stop And Think**.

It should be noted that the GA office receives approximately 2,500 names per working week in the preferential listings submitted. Where all names on an application are exhausted, the GA policy is that the Registrar shall choose a name from elsewhere.

PERMANENT KENNELING AND HOUSING OF GREYHOUNDS

MINIMUM STANDARD REQUIREMENTS.

LR27 Minimum standard - kennelling/housing

- (1) A person having care of a greyhound shall-
 - (a) comply with the requirements of any relevant Local Government Authority; and
 - (b) provide an accommodation environment that is-
 - (i) weather proof;
 - (ii) comfortable;
 - (iii) well ventilated;
 - (iv) cool in hot weather; and
 - (v) warm in cold weather;
- (2) provide accommodation structure that-
 - (a) is constructed using materials and methods approved by RQL or any other relevant authority;
 - (b) contains impervious wash down flooring;
 - (c) is accessible for cleaning and inspection without the need to kneel or crawl;
 - (d) is secure providing safety and protection for a greyhound;
 - (e) if used, contains wire mesh, preferably galvanised, with a minimum thickness of 2.00mm high tensile or 2.5mm steel;
 - (f) does not contain:
 - (i) plastic mesh; or
 - (ii) chicken or bird wire that may be chewed or broken by a greyhound
 - (g) ensure that the sleeping or restricted containment area provided shall have a minimum area of 1square metre with a minimum width or depth of 800mm, with any overhead covering a minimum height of 1m;
 - (h) maintain the area ensuring that-

- (i) weather proofing and hazardous items such as, but not restricted to, loose item as directed by an Authorised Officer, dangerous finishes and edges, damaged walls and sheeting or such other identified hazardous items shall be repaired forthwith;
 - (ii) the area is clean at all times;
 - (iii) faeces are removed at least twice daily and disposed of in a manner approved by any relevant authority; and
 - (iv) the area is free of vermin at all times;
 - (i) provide clean fresh water at all times;
 - (j) provide eating and drinking utensils of an approved type, preferably stainless steel, that is not in any way damaged or unhygienic and that is washed at least once per day;
 - (k) if providing accommodation within a residence, demonstrate that the mode of accommodation reflects the intention of these Rules;
 - (l) provide a secure and safe exercise area, alternatively demonstrate that an exercise program acceptable to the Authorised officer is in place and maintained;
 - (m) provide a separate area for a greyhound to "empty out";
 - (n) control the noise, barking and behaviour of a greyhound on the premises in accordance with any relevant authority; and
 - (o) when exercising a greyhound in a public area:
 - (i) comply with the requirements of the Local Government Authority;
 - (ii) be responsible for the removal and disposal of any faeces.
- (3) An authorised person shall, from time to time, carry out the inspection of kennels and provide to RQL a written report on the condition of each kennel complex inspected.
- (4) A person notified accordingly shall, within the time prescribed by the authorised person carry out any repairs and maintenance or change in requirements to a kennel as directed.

Exempted Substance

“Exempted Substance” includes the following substance(s) that are exempted from being prohibited substances.

1. Ethyloestrenol when administered orally to a greyhound bitch and where it has been prescribed by a veterinary surgeon for the sole purpose of regulating or preventing oestrus in that bitch.
2. Antimicrobials (antibiotics) and other anti-infective agents with the exception of procaine penicillin.
3. Antiparasitics
4. Vaccines against infectious agents.

Taken from the Rules of greyhound racing of Racing Queensland Limited incorporating Greyhounds Australasia Rules and Queensland Local Rules. (effective 1 January 2009)

THE USE OF DNA FINGERPRINTING FOR PEDIGREE VERIFICATION OF GREYHOUNDS

In order to comply with provisions of Rule 137 of Racing Queensland Limited General Rules, all Stud Dogs and Brood bitches eligible to be used for breeding purposes, must be D.N.A. tested in a manner approved by the Board.

Now let's introduce you to DNA, which is the virtual instruction book for our bodies and is found in all nucleated cells, which can be found in blood, hair follicles, cheek swabs, or even faeces. DNA encodes our genetic makeup and is passed from one generation to the next; we inherit half our DNA from our mother and half from our father.

From humans to animals to plants, DNA is providing conclusive genetic answers to previously unsolvable questions, such as paternity, pedigree and inherited diseases.

DNA profiling enables parentage identification and verification (sire and dam) of all greyhound pedigrees. The DNA extracted from a greyhound's blood is identical to the DNA extracted from the same greyhound's buccal swab (cheek swab), its hair follicle or its skin. Once at the laboratory, the blood is treated by chemical and physical methods in order to break open the cell to reveal a nucleus, which contains a unique genetic profile.

'All canine genotyping undertaken by Genetic Technologies is performed using internationally recognised canine markers, viewed as the most reliable and accurate canine markers in the world. Two panels, consisting of a total of 17 canine markers, may be used to confirm or exclude a possible sire; thereby providing superior studbook maintenance.'

**Melanie Clarke, Scientific Officer
Greyhound DNA Operations, Genetic Technologies Ltd**

DNA profiling is becoming the method of choice because it:

- is more effective and efficient than blood typing;
- allows unique, enduring individual identification; and
- can resolve parentage cases with a probability exclusion of up to 99.99%.

The steps to get your greyhound DNA registered are:

1. The applicant applies to Greyhounds Australasia with the National fee of \$115.
2. Greyhounds Australasia sends out the DNA kit.
3. The applicant takes the greyhound to their vet along with the DNA kit and the greyhounds' registration papers.
4. The vet collects the sample and verifies the greyhound, then sends the sample to Genetic Technologies for testing.
5. Genetic Technologies runs the DNA profile and confirms parentage.
6. Greyhounds Australasia receives the results from Genetic Technologies and notifies the applicant by mail. Included for the applicant is a formally printed DNA certificate.

"The greyhound DNA programme has already proven to be valuable. Whether you just want to bet on a race, or purchase a greyhound, it guarantees a level of assurance that would not have been possible years ago."

**Steven Hosking DNA Registrar
Greyhounds Australasia**

DNA has come a long way since its discovery and will continue to provide information for breeders on disease, health, traits and pedigree. DNA profiling may even lead to the identification of DNA markers linked to performance traits and genetic disorders in the breed.

"Now, modern technology can offer a science-driven method of improving the chances of selecting the best combination of genes when selecting the dog and bitch for breeding in order to maximise the possibilities of higher quality offspring for racing. This involves a cost-effective, affordable analysis of the gene complexes of the dog and bitch that are associated with performance ability on the track. You know before the mating or insemination which stud dog's gene complex will match up best with the gene complex of the bitch, to provide the best opportunity for producing a litter with track performance potential - whether that be for sprint or distance performance. DNA science may also reveal the gene complexes associated with early speed out of the boxes to the first turn, or that strong finishing ability. "

Dr Jim Gannon AM,; BVSc ; FACVSc ; MRCVS Awards - Member, Order of Australia [AM] ; Australian Sports Medal Fellow [FAVA], & Life Membership - Australian Veterinary Association

Where to from here? The development of tests to enable breeding for specific racing traits? An ability to select greyhounds based on sprint or endurance would be an asset to the industry. We can see DNA can, and will, play a role in providing the breeder with better tools to select the next group winner! Perhaps the next greyhound champion will be known as Genetically Enhanced!

COLOUR INHERITANCE IN THE GREYHOUND

By Gavin Fitzpatrick, September 1995

For eight years now I have been the Keeper of the Australian and New Zealand Stud Book which came with the role as Secretary of the A.N.Z.G.A.

I am also secretary of the National Coursing Association of Victoria Inc., the body responsible for the registration of all greyhounds in the state of Victoria. I am not a Geneticist, but I am a real enthusiast.

The office computer, which is jointly owned by both Associations, has access to something in the order of 30,000 litters from which it is possible to obtain much detail, including that relating to colour inheritance.

Prior to taking up my position eight years ago, I was a member of the National Coursing Association Executive for some years. It is well known to me that the National Coursing Association of Victoria had a Policy which stated: - "In order for a black coloured pup to be born at least one of it's parents must have black or blue in it's colour."

Any litters found to have been whelped outside such policy were registered by the Association for "Racing Purposes Only" and were not admitted to the Stud Book.

I believe Victoria was the only state to adopt such a policy and make no apology for doing so as it is now apparent that it had at least some knowledge of the colour requirements.

Some six years ago, I investigated a particular Stud Sire of white and black colorings. This greyhound showed that in over one hundred litters only black, black and white or white and black pups were produced. At one stage late in his career, this greyhound missed getting a great number of bitches in whelp with the exception of two bitches in the very middle of all those misses. These two litters produced colours such as fawn, brindles and blues.

When all details were put to the National Coursing Association of Victoria Executive, they were firmly convinced that the litters concerned were not by the reported sire, however, as there was no policy to cover the birth of fawns, brindles or blues in this situation and without the availability of DNA fingerprinting no action could be taken. However I did write the Stud master a letter explaining certain things. The greyhound concerned served a further thirty to forty litters without producing pups of colour other than black, black and white or white and black.

Shortly after this episode I had a visit from Mr. Maurice Cunningham an amateur geneticist who asked whether we had any policy on the colours of greyhounds. I advised him of the National Coursing Association of Victoria single policy, which quite shocked him as he stated it, goes a great deal further than that. He then supplied me with a list of colour matings and the expected results of it.

Since that time I have spent many hundreds of hours researching our computer records and writing to qualified geneticist in Australia and England. From the research and answers to questions from geneticists I have compiled a number of “Rules of Thumb” in respect to colour inheritance in the greyhound.

Such “Rules of Thumb” were last year put to the Annual Conference of the Australian and New Zealand Greyhound Association for acceptance. All but one was accepted. The one that was not accepted was on the basis of a difference of opinion by the two geneticists.

One may wonder how important or valid the coat colour inheritance in the greyhound can be. I can assure you they are extremely valid despite my pessimism some years ago on many aspects.

The acceptance by the Australian and New Zealand Greyhound Association was not taken lightly nor without facts and figures.

The “Rules of Thumb” accepted by the Association are as follows:-

1. In order for black coloured greyhounds to be born at least one parent must have black or blue in its colour.
2. In order for a blue coloured greyhound to be born at least one of it's parents must have black or blue in it's colour.
3. Blue coloured sire to blue coloured am CANNOT produce black coloured pups.
4. Fawn coloured sire to fawn coloured dam can only produce pups of fawn, fawn and white or white and fawn colour.
5. Dun coloured sire to Dun coloured dam can only produce Dun coloured pups.
6. Fawn to brindle can only produce fawns and brindles.
7. Brindle to brindle can only produce brindles and fawns.
8. Certain sires and dams will readily show that they are unable to produce certain colours.
 - a) Unable to produce fawn pups.
 - b) Unable to produce blue pups
 - c) Unable to produce fawn or blue pups
 - d) Unable to produce particolour pups

Such “Rules of Thumb” were last year put to the Annual Conference of the Australian and New Zealand Greyhound Association for acceptance. All but one was accepted. The one that was not accepted was on the basis of a difference of opinion by the two geneticists.

One may wonder how important or valid the coat colour inheritance in the greyhound can be. I can assure you they are extremely valid despite my pessimism some years ago on many aspects.

THE WATER DIABETES/ACIDOSIS COMPLEX

HEREDITY

- ❖ The transmission of genetic characteristics from parents to progeny.
- ❖ The factor/s which determines the extent to which an individual resembles its progenitors, dependent upon the separation and regrouping of genes during meiosis and fertilization.
- ❖ The genetic characteristics transmitted to an individual by its parents.

HEREDITABILITY is determined also by:

- ❖ Within family variability
- ❖ Without family variability
- ❖ Chance
- ❖ Environment

AT WHAT AGE SHOULD I BUY A GREYHOUND

1. Up to the breaking-in stage price is determined by bloodlines, performance of sire and dam and previous litters by the dam. (I would be reluctant to buy a pup from a bitch that has had many previous litters as studies have shown that the first three litters are the best and then the quality of further litters generally declines).
2. After breaking-in, price is determined by the ability shown.
3. You may decide to buy a dog already broken-in or performed. Should you decide to go this way, look for a young maiden or low grade performer showing ability. Always ask the reason the dog is for sale. Before any money changes hands arrange a thorough veterinary examination by a recognized greyhound vet. (this also applies to the purchase of puppies). Ensure the dog has no vices e.g. fighting or failing to chase.
4. You may decide to buy a pup. Pups can be purchased at auctions such as the Ipswich Auction through newspaper advertisements and through greyhound publications such as the Journal and Walk and Talk. You can also contact Queensland's top breeders such as Top Apap who often have well bred pups as well as older dogs for sale. Whatever you decide to buy ensure that it has received all its vaccinations.
5. The disadvantage of purchasing a pup is that it is an unknown quantity until broken-in. The advantage is that you have as much chance as everyone else.
6. The advantage of buying a performed greyhound is that you know the greyhound you are buying has some ability. The disadvantage is that you will never buy a champion for a reasonable price once the greyhound's ability is known.
7. Another option is to lease a proven dog. Under the normal terms of a lease the only cost to the lessee apart from the training costs is usually 50% of prize money. However few people would lease a dog with ability to an unproven trainer. Taking into account that it costs just as much to train a good dog as a bad one, leasing may not be a good option.

WHAT SORT OF EQUIPMENT WILL I NEED?

Examples:

Leather collar, leather lead (buckle type), woven lead (clip type), raincoat, head check, wire muzzle, plastic muzzle (insert), nail clippers, grooming brush, kennel mat (for racing), winter rug, ultra sound machine (gel), laser machine, magnetopulse machine and blanket, muscle contractor. It is recommended that all machinery purchased second hand should be thoroughly tested prior to use.

Collars:

Standard collar for greyhound, leather, should fit firmly around neck just below ears.

Leads:

Woven style with clip for around kennels and general use. Clips up and unclips easily, Will wear out in time.

Leather set for racing. Attached to collar by buckle. More secure and stronger than clip. If kept for use on race days will last for years.

Wire Muzzle:

Used for racing. Wide range of sizes. Fragile and will not last if used for general use. Should fit firmly around head with approximately the width of the thumb able to fit between the end of the muzzle and the end of the nose without touching either. Make sure the cross strap does not fit too low on the dog's nose.

Plastic Muzzle:

Very tough (virtually unbreakable). One size with adjustable strap that fits all dogs. Good for everyday use but cannot be used for racing. Plastic insert stops dogs chewing and licking at wounds and bandages but the holes in the plastic insert will enable the dog to drink.

***The Board of the Racing Queensland Limited approved the use of the Original Australian Nylon (Plastic) Greyhound muzzle at Queensland greyhound race meetings, effective 1 September 2007.*

Kennel Mat:

Wide range. Best has clip on cover that may be removed for washing and has handles for easier carrying. This fits over foam insert with a waterproof cover.

Winter Rug:

Different styles and sizes. Can be left on dog in kennels at track if kennels are cold or left in kennels and placed on dog after race rug has been fitted to keep dog warm prior to parading for a race.

Ultra Sound:

Approximate Cost: \$500 new or \$200-\$300 (second hand).

Ultra sound is a sound wave that is pitched too high for the human ear to hear. It penetrates into the tissue to a depth of several centimeters. The ultrasonic energy is transformed into heat and raises the temperature of the tissues through which it is passing. This increases the blood flow that stimulates the healing process. The sound waves also cause a vibratory massage effect on the tissue.

It is necessary to provide a medium to conduct ultrasound waves from the head of the machine to the skin. Two that are commonly used are ultrasonic gel and water. The gel is used on smooth even surfaces. Enough should be used to provide a seal between the skin and the head that is moved slowly over the area.

For uneven bumpy surfaces where the head can't make contact the area to be treated is placed underwater together with the head of the machine, which is held 1-3cm away from the area to be treated.

The machine can be used in either continuous or pulsed modes. Continuous is used on fleshy areas where there is no bone. Pulse is used where there is surface bone to prevent an excessive building up of heat in the bone. The machine has a built-in timer approximately 6 minutes, which treats an area the size of the palm of a hand. The power dosage depends on the nature of the condition and the thickness of the tissue.

Burning of tissue can occur from excessive dosage or a faulty head. The head is fragile and must be handled carefully and should have regular maintenance checks (e.g. once a year). Ultrasound should never be used over vital organs. Never leave the head operating when not in contact with the patient – it will burn out. Keep a glass of water to put it into if the dog moves.

Laser Machine:

Approximate cost new: \$1,700 - \$2,300 (depending on the brand)

The laser uses a particular wave length of light and magnifies it's power to produce an emission of radiation. The effect the laser has depends on the wavelength used and the strength of the radiation produced. This can vary from cutting steel to being used for microsurgery and physiotherapy.

A wavelength of 830mm is the most suitable to penetrate past the skin layer to the underlying muscles, tendons, etc which are injured. The power of the beam determines the depth of penetration and the effect on the tissues treated. The power output of therapeutic lasers is so low that it is very safe to use. Most machines have an output of around 30 milliwatts.

Laser speeds the rate of healing by increasing cell energy which stimulate cell repair and reproduction. It also provides pain relief. It can be used to treat a wide range of injuries – skin wounds and diseases, muscles, tendons, bones and joints.

The laser is simple to use. The probe is held at a right angle against the surface of the injury site for a treatment time measured in seconds. Shorter times for surface wounds, longer times for deeper/more serious injuries. Treatment points are spaced 1-2 cm apart over the area. The injury is treated once or twice daily until soreness has disappeared.

Laser can be used immediately on new injuries and helps to reduce swelling. Both fresh and long standing injuries will respond to top laser therapy. Treatment is clean, hygienic and pain free and relatively quick compared with other forms of therapy. Machines can be battery operated and therefore are conveniently portable.

Magnetopulse:

Approximate Cost \$1,800 (new) \$700 (second-hand)

Magnetic field therapy provides a pulsed alternating magnetic field with a variable rate of frequency. Frequency is measured in pulses per second. The lower frequencies are used to treat the primary stage of injury. Blood flow is restricted and inflammation swelling is reduced. Once swelling has disappeared higher frequencies are used to stimulate the circulation and commence the healing process.

Magnetic therapy is most useful for the treatment of bone fractures and deep muscle and joint injuries where other therapy is not beneficial or practical. Broken bones can be treated through a plaster cast. If a dog has several areas to be treated they can all be treated at once by lying on the blanket. It tones up a dog when used prior to a race by increasing blood flow to the muscles.

Treatment can be time consuming depending on severity of the injury. Can be used up to 30 minutes per session two or three times a day for several weeks. Should not be used when acute infection is present or on pregnant bitches.

Hydrobaths:

Approximate cost \$1,100 (new) \$500 (second-hand).

The unit consists of a bath, storage tank and heating element for the water which is thermostatically controlled and an electric pump. Water is pumped out through a hand held nozzle and sprayed onto the muscles of the dog for approximately 5 minutes.

This produces a heating and massaging effect and removes muscle stiffness and soreness as well as cleansing. It is rarely necessary to add anything to the water except for flea rinse.

Care must be taken in to water to lower the water temperature. Greyhounds can die from heat stroke in a hot hydro bath because the heat and humidity interferes with a dog's own cooling process. Don't use after a race if the dog has an injury because the heat will aggravate the swelling.

Scales:

It is very important to keep an accurate record of your dog's weight. The greyhound must be within a kilo of it's last start unless it has not started for a period of one month. Most racetracks make their scales available to trainers on trial days. (rules may differ in NSW).

Muscle Contractor:

The muscle contractor provides electrical pulses that when applied to muscles, artificially stimulates them to contract. This is most beneficial to injuries where the muscle has wasted and lost much of its power.

This form of treatment is safer and gentler than exercise. Creating movement in damaged muscles breaks down scar tissue, increased blood supply and restores tone and function. The degree of contraction depends on the strength and frequency of the current.

Muscles to be stimulated should be relaxed and the dog must be in a comfortable position (e.g. lying down). The back pad should be thoroughly wet as well as the area of the animal to which it is strapped. Using gel or water, wet the area where treatment is required. Select the desired pulse rate and commence operation with the output control on the minimum setting.

Apply the probe to the muscle and slowly increase the output until contractions occur. If the animal shows signs of discomfort reduce the output slightly. Your vet is the best adviser on the amount of treatment required.

BREEDING AND REARING PUPPIES

“A Birds Eye View”

By Beverley J. Behm

Circumstances surrounding the early stages of any puppies' life are of crucial importance in shaping the character and development of the dog. I sometimes wonder if we attach enough importance to them. It has been well documented that all puppies go through different stages in the first few weeks of life. Impressions are formed and patterns of behaviour are instituted that for all practical purposes may be unchangeable throughout the dogs life. Even the time that a puppy leaves the breeder for its permanent home is crucial.

Traditionally in show dogs breeds or working puppies this has been accepted to be at eight weeks of age, and by and large this is about right. More precisely it has been pinpointed at seven to eight weeks. Greyhound puppies usually seem to be dispersed at 12 weeks of age.

Puppies destined to be Seeing Eye Guide Dogs that were kept with their litter mates in kennels until twelve weeks of age before being put out to “puppy walkers” were later discovered to perform poorly in training compared to those leaving kennels at eight weeks.

If we translate these facts to the racing greyhound it seems feasible to suggest that some aspects of the greyhounds work could be influenced by experiences in its formative weeks.

I only pass on this suggestion, but the question may well be asked. I have talked to competent trainers, and breaking experts, and I voiced the above theories. One such expert made the point that the greyhounds that came from a family environment (where puppies were handled at an early age) were amongst the easiest to break in. It is certainly a view with which I agree.

When a bitch is weaning puppies she will growl and snap if a puppy tries to suckle. The puppy cowers and ducks away, learning at the same time about big dogs being dominant, and begins to realise that submission is necessary in certain situations. It is all part of the process of learning how to relate to other dogs. The exploratory games a puppy has with its litter mates contribute to his experience also, and, together with plenty of gentle human handling between three to six weeks go making a well-adjusted puppy.

I place collars on my puppies at 8 weeks of age. If the collars are long enough you may have approximately 6 inches hanging down. Do not cut off the excess, as this is left for a purpose. You will notice that some puppies will pull their litter mates around by the excess length, hence it will be the same sensation as you or I putting a lead on the puppy and teaching it to lead.

By the time the puppies are 3 months of age they should be accustomed to jerks and pulls by the collar, so you will find it very easy to teach them to lead. However, when collars are first introduced to the neck of your puppy, please do not forget to check for tightness. As you no doubt are aware, puppies grow rapidly from the age of 8 to 16 weeks. Therefore, you will need to loosen the collar each few weeks. By the time the puppy is 4 months of age by using this method you will have no trouble taking it for walks and it is a lot easier than carrying it from kennel to play yard, especially when there are two or more.

At 4 months of age I also teach the pup to “tie up”. First I tie each pup with a lead where I am working, near a clothesline, whilst hanging out the washing is a good starting point.

If you keep the pup close by then it is easy for you to push to it if a leg becomes entangled in a lead. By the time our puppies are six months of age, by using this method, they are veterans at being “tied up” and can now unravel themselves if they become entangled.

At the same time I teach them to lock up in small kennels, using the same method as before, I.e. working jobs within sight or hearing. When puppies are small you can kennel them together for the first few times in a small lock up kennel. It is not such a frightening exercise for them and after a few times together they will readily go in by themselves.

I must emphasise the point of educating puppies at a young age to be kennelled and locked up; thus by educating them at a young age they learn not to bark and therefore do not become problems for their owners during the night hours. There is nothing more frustrating than to bring home from a breeders or rearers property an ill-mannered greyhound, which has not been educated ‘Not to Bark’. A big percentage of the problems associated with neighbours and councils regarding dogs are Noise related. We the breeder and the rearer must be more considerate of our fellow man and make the effort to train our puppies. It can be done!

During this education period I find that the puppies like to play with old balls, squeaky toys, old bags and slippers. I have bred many a greyhound that shows remarkable retrieving tendencies. They love to play and I encourage them to retrieve the play object. I always reward them with kind words, i.e. “good girl, or good boy”, and most often a few tidbits. Connie Martin from Springwood breaking in kennels always says to her young “break-ins”, when placing them in the starting boxes “in like flowers, be a good girl/boy for mummy”.

Now don’t laugh...the initial playing, talking and encouragement paves the way for a good handler and partner relationship. I find it is a stepping-stone when the time comes for the ‘play’ to become ‘work’ I.e. when your pup reaches the age of 10-12 months and you are starting to educate the pup to become the greyhound, which in turn learns to chase, and then to race. Never be afraid to reward your pup with kindness, especially with words and kind tone of voice. Try to use the same words each time. Teach the pup to associate each aspect of his learning with the same word or words. When you take your pup to the trial track for the first few times let him watch some older dogs, especially if you have one of your own, one he knows. Tell him “Watch Bobby or Mary”, he knows Bobby and Mary, he watches and he will learn. When you put him in the boxes for the first time use the word “box”. Use your commonsense and try not to rush or expect too much too soon. Some pups are naturals, and some need encouragement and patience.

In some people’s opinion dogs are dumb. This is only because they cannot speak. They really do understand. You only have to learn to communicate with them by sound and sight. Remember, train and teach your greyhound at a young age, and never forget that the greyhound is essentially a sporting dog, which with its symmetry of line, strength in action and remarkable fleetness knows fully the lure of the chase, especially in the ‘olden days’ when the lure of the chase echoed to the sound of the horn and the hound, in the days when Kings rode out hunting with their favourite greyhound, like any other gentleman in the land. A scene far removed from the present day times.

I sincerely trust that my articles will be of assistance to you, as I am always endeavouring to promote awareness in one of our best friends...The Greyhound.

BREEDING AND REARING PUPPIES

Excerpt from Article by Beverley J. Behm

In my opinion it does not mean that if you mate the best racing bitch with the best stud dog it will mean that you will breed champions. Many other contributing factors are important. I will list for you my ideas hereunder:

1. Choose the best available bitch, with a strong dam line.
2. Study her pedigree.
3. Choose the sire most suitable to compliment her bloodlines—I.e. if your bitch had a lot of early speed, but lacked good old-fashioned intestinal fortitude, then choose a stud dog that was a very keen chaser.
4. Study the Stud Books—the pedigrees of the good dogs. You will notice that there are definite bloodlines that “click” together. Copy what other reputable breeders have achieved.
5. Ensure that your bitch is free of worms and fleas.
6. Ensure that your bitch is happy—do not place her in an environment when she is in season that she is not accustomed to. Of course when sending the bitch to the stud dog, then the change of environment cannot be avoided.
7. Do not give your bitch to anyone else to whelp unless they have had her in their kennel for a few days prior to whelping. I understand that when an emergency occurs—I.e. a trip to the Veterinary Surgeon, then this rule cannot be followed. However, when anyone asks me to whelp a bitch from them I always request that she be brought in a week prior to whelping. Even when we perform a caesarian on a bitch we try to make the bitch as comfortable as possible, and send her home to her own environment as soon as possible.

My bitches, in my opinion, appear to always like me to be with them when they are whelping. I keep the bitch close by under scrutiny, and am always there to assist with the whelping. We will assume that your bitch has been mated successfully, at approximately day 14 to 18 of her season. This is the following procedure that I follow: I do not attempt to do anything different with my bitches routine during the first 4 weeks.

4 WEEKS: Ascertain if pregnant and if so then worm her as follows—20mls SYNANTHIC daily for 5 days—it is important to do this. There are other products on the market but check with your Veterinarian if using other preparations.

5 WEEKS: Gradually increase her food intake and give supplements such as vitamins and calcium. I use 1 MYADEC CAPSULE and 1 IRON CAPSULE together with 6 CALCIUM TABLETS daily. Feed a meat diet that has a higher fat content than racing meat. Chicken meat or mutton can be used. To this I add 1 cup of prepared dog cubes, I.e. Pal Meaty Bites, Eukanuba etc., but I do not feed Kibble at this stage, because Kibble has little, or no fat. To this basic diet you can add vegetables, pasta, table scraps, wholemeal bread or rice.

Breakfast: Feed Farax or High Protein Cereal, Weetbix with Milk - I feed full cream milk, or goats milk.

As the weeks go by I take a guess at the number of puppies she is carrying and I increase the calcium tablets by 1 for each pup that I expect. In other words 6 tablets for the bitch and 1 for each puppy.

7 WEEKS: Visit your Veterinary Surgeon and obtain a vaccination injection against Distemper, Hepatitis and Parvo—this will act as a booster for her and the puppies. Worm again with SYNANTHIC for 5 days.



8 WEEKS: Commence a course of oral antibiotic tablets

9 WEEKS: Whelping should take place without any problems, and if so, I give the bitch an antibiotic injection to combat infection and a muscle relaxant injection which clears away any retained after birth, or perhaps a dead puppy; finally a calcium injection. Your Veterinarian can attend to all of this.

After the whelping I feed my bitches as much food as they will eat. Basically the same menu as prior to whelping, with perhaps more drinks of milk. Always leave a large dish of clean water by, but not in the whelping box. My bitches usually have an ample supply of milk, but always top up the puppies with a baby's bottle, whether there be 3 puppies or 10 puppies.

SUPPLEMENT BOTTLE MIX: 1 teaspoon sugar, 1 part of hot water, 2 parts Evaporated milk—Bear or Ideal Brand. Mix altogether, warm and feed it to each puppy 2-3 times each day for the next 7-10 days, depending on the number of puppies. By doing this I find that I have a much even litter—in other words, you do not have any “runts”, because sometimes the larger puppies push away the smaller puppies from the dam.

My bitches always whelp inside the house, as I have a room at the end of the family room, and can set this up as a whelping area. The reason for having the bitch inside is that I can monitor the whelping whilst doing other work, and also when the puppies arrive they can adjust to all kinds of sounds, i.e. vacuum cleaner, TV, radio and voices. It is a fascinating experience, one that I never tire of, as each litter is SPECIAL—and I say to myself “perhaps I can breed a champion”, perhaps I will see a special puppy that will reach out and appear to say...“here I am” - and you wonder, can it run like the wind?

I always like to pick a bossy pup and by having the puppies close by I can watch them feeding and later playing. Sometimes you will notice that one puppy appears to be often alone by itself, it is then that I pay a little more attention to this one. Perhaps this puppy may be a little shy, or perhaps it only means that it is only a “loner”, and does not have a temperament problem. I do not leave it to chance; act now, when you see the signs.

BREAKING IN

by Graham Beh

The term "breaking in" refers to the introduction of the young greyhound to the different facets of mechanical lure racing. It is a period of education and socialisation and is designed to have the greyhound break from the starting boxes and chase the artificial lure around a circular track in an anti- clockwise direction competitively.

Traditionally greyhounds have been broken in at 12 months of age. They have been dispatched to a training track where people specialising in this field put the animal through a rigorous 4-6 week education course following which is has a four week rest period.

If the course has not bee completely successful in teaching the greyhound to box and chase, which is often the case, education then re-starts.

The reason greyhounds are left until this age before breaking in is because they are not considered mature until at least 12 months of age and this is true. Physical development and the change from puppy to adult (12 months is sapling stage) although far from complete, has reached a stage, which allows an intensive education course to be attempted.

However there are problems associated with this time honoured method of breaking in greyhounds. The young animal is often taken straight from the paddock where it has its freedom to be kennelled in a strange environment handled by strangers, fed a different diet and subjected to procedures and noises which often do little more than confuse it.

Breaking in should begin when greyhounds are puppies and continue through their life. Taking a three-year-old dog to a new racetrack and giving it a trial there first is another phase of the breaking in process as we familiarise that greyhound with the sound of the lure, the starting boxes and track shape and surface.

Some greyhound owners and trainers have been using the method of puppy education for years with great success. What we will endeavour to do now is to outline the basics of the system and you adapt them to suit your own particular situation. The person who complains that they do not have the time that is required to be spent with the pups is virtually admitting that like many of us they are attempting to do more than they can manage and are compromising their pup's future.

Puppies can be taught to lead from as young as 6-12 weeks of age and some time spent with a collar and lead on each weekend should make it manageable for the rest of its life. At the same time the pup can be introduced to the squeaker (substitute a baby squeaky toy and this tied to a string on the end of a fishing pole and moved in a circular path can be the greyhound's first introduction to chasing a lure.

Allow them to catch it, bite it and hear the squeaky sound that it makes on capture to hone the pup's interest in the chase. Puppies can have this as a group activity, however, any who are reluctant to be involved should have practice on their own and once their interest and confidence has been developed then they should return to the group. The reason for this is that they should develop competitiveness at a young age. The desire to chase keenly in a field of greyhounds is something which is lacking in many of our racing dogs.

From 4-5 months the pup should be galloped behind drag lure over a distance of 100 metres initially and this can be increased to 200 300m as the chasing instinct is reinforced. These gallops should be given on a weekly basis so as not to over-stress the pup and it should be allowed to catch the lure at the end of each gallop and be teased with it. At this stage the pups should be galloped against other pups of similar speed so as not to lose the interest of and discourage the slower ones.

From six months of age, and only once the pups are chasing keenly, should they be introduced to the mechanical lure on the circle track either on a trialling track or a whirly gig.

Most trial track operators are willing to give your pup a lure gallop for the cost of a normal trial (it takes the same time) and this should start over 100m and should be restricted to one turn only until about 10 months. The pup should be galloped once a week and a word of warning – avoid galloping on hard tracks and should the pup pull up showing any obvious signs of soreness or lameness, then cease galloping until you have it checked by your vet. At the same time as these track gallops, the pups should have access to free galloping in a pen or run on the others days of the week.

Once the greyhound is chasing the lure keenly and will grab hold of it at the end of a trial and hang on to it then it can be introduced to the starting boxes. You will find the trial track operators advice most helpful in this area as these people often have had years of experience with educating greyhounds and can tailor advice to suit a particular pup's needs.

Generally, the pup should be held in the boxes with the lids open and the lure brought around from behind the boxes until the pup settles and will jump and chase the lure. Once the pup has the idea of starting from the boxes then the front lid can be closed and the pup still held. Once used to this the back door of the boxes can be closed, If the pup is frightened by the starting boxes then it should be walked through an open box several times to gain confidence before attempting to jump it from the boxes.

Greyhounds can be encouraged to assume a couched ready stance in the boxes by covering the front of the lids so that there is only a four inch gap at the bottom of the lid for the pup to peer out. Also they can be enticed to the front of the boxes by placing a squeaker on the outside of the lids. Once again trial track operators are a valuable source of advice if you have a problem pup.

When your pup has been educated to jump from the starting boxes, chase keenly the mechanical lure and run competitively with other pups, the first stage of his breaking in has been completed. The next stage is the gradual introduction of the sapling to the different racetracks where it will do its future racing.

As you can see, this initial breaking in period has taken about 10 months instead of the usual 1-2 months. It is also more time consuming and more expensive than the traditional method which has in the past produced many champion greyhounds. However puppy education in my opinion improves the percentages of developing keen chasing competitive greyhounds. By avoiding the stressful crash course in breaking in which takes many pups 1-2 months to recover from and then a re-education course, it produces pups that often are ready to race at 15-16 months of age.

This method is used extensively in the US in combination with the coursing of live game by pups (illegal in Australia) and is used in Australia by some of the most successful greyhound trainers. Most of us use the traditional method for convenience but perhaps it is time to opt for results rather than convenience.

PRACTICAL DIETARY GUIDELINES

Racing greyhounds require an adequate and balanced diet to maintain optimum health and ensure maximum performance. The following dietary guidelines are given for a 30 kg greyhound.

The composition of the diet is influenced by the local availability of meat and other foods, the cost and trainer's budget, the greyhound's individual build, likes and dislikes and the need for occasional change to add variety to the ration.

Exercise: Fit, Racing/Trialling every 5- 7 days *Daily Exercise, walking 1 to 1.5 km. Handslips 1-2 times weekly 300 meters.

MORNING MEAL

Ingredient (Diet must contain)		Alternatives	Amount/Measure	Comment
Fluid (select one only)	1	Milk	150ml (1/2 cup)	Fresh whole milk or reconstituted milk powder.
	2	Milk/orange juice 50-50 mix	75ml (1/4 cup)	Mix well into dry food just prior to feeding
	3	Bonox Vegemite/Marmite water Beef/Chicken cubes	200ml (3/4 cup)	Dissolve 2-3 teasp/cubes in 200 ml warm water twice weekly for a change
	4	Meat/Vegetable soup (watery soup)	150ml (1/2 cup)	Twice weekly as a change, particularly cold weather.
Major solid food (select one only)	1	Dry Food (17-20% protein)	1 to 1.5 cups (1 cup = 100g)	Bitches 100g Dogs 150g
	2	Biscuits 4" x 2"	2 biscuits bitches 3 biscuits dogs	Soak in liquid to soften
	3	Breakfast cereal e.g. Weetbix/Vitabrits	1- 2 biscuits	Soak or break up prior to feeding, usually with milk.
	4.	Wholemeal break	2 slices (toasted)	Broken into pieces and mixed with liquid.
Miscellaneous (select one only) provide variety by alternating	1.	Egg/Cheese	1 raw yolk or cooked egg or 50g. cheese	Often fed twice weekly or after a race.
	2	Honey	200ml (1 tablespoon)	Mix in warm water. Do not feed within 6 hours of racing
	3.	Glucose/Dextrose powder	6g (2 teaspoons)	Alternative to honey. Do not feed within 6 hours of racing.
Additives (select all)	1.	Vitamin E (e.g. White E)	refer directions	Mix in milk
	2	Electrolytes (e.g. Betacel)	1 teaspoon full	Extra amount only during hot weather or long distance travel
	3	Calcium supplements e.g. (Calci-D (UK))	5g (1 teaspoon full)	Essential if Weetbix/Vitabrits/Bread is given
	4	Vitamin C (e.g. Rebound Tablets)	200mg	2 tablets over tongue or in feed.

Ingredient (Diet must contain)		Alternatives	Amount/Measure	Comment
Meat		Raw Meat e.g. lean-medium beef	600-700g 1 ½ lbs.	Minced. Increase to 800g for dogs over 33 kg.
Dry Food		17-20% protein dry food (a 12% protein dry food can be given if max. amount meat is given)	150-200g 1.5-2 cups(bitches) 2 cups (dogs) (12% protein dry food 25% extra)	Increase amount by 15% in cold weather. Double amount required in hot weather or as required to maintain body weight)
Vegetables (optional)		Mixture of carrots, beans, pumpkin & potatoes	1-1.5 cups wet weight after cooking	Add cooking water to moisten dry food.
Fat (select one only)	1.	Lard/Suet	1.5 – 2 tablespoons	Boost fat content of lean meat diet
	2.	Chicken Fat	as above	as above
	3.	Cooking Oil	25-34ml.	as above
Fluid	1.	Water	1.5 – 2 cups	Moisten dry food “Mushy but not sloppy consistency”
	2.	Vegetable Water	as above	as above
Meat By-Products (optional – select one only)	1.	Heart/Tongue	max. 450 g per day	Feed as 50/50 meat mix.
	2	Tripe	400 g daily	50/50 with beef or chicken
	3.	Liver/Kidney	100 g	Twice weekly for variety
Additives (select all)	1.	Iron Tonic (e.g. Ironcyclen)	4ml	Provides extra iron – 3 days on 3 days off. Particularly important in chicken meat diets.
	2	Mineral/Vitamins (Feramo – Greyhound)	4g	Provides wide range of minerals and vitamins.
	3	Electrolytes (e.g. Betacel)	3g (1 teaspoon full)	Essential during hot weather
	4	Calcium supplement e.g. Calci-D (UK))	3 teaspoons full (see label)	Provide equivalent of 4g calcium as tablets, etc.
	5.	Kidney tonic (e.g. Neutradex)	4-6ml. (over tongue)	After each gallop to neutralise acids.
Water		Fresh Water	Ad-lib supply	Change daily. Cool place.

Hint – High protein dry food 20-24% can replace some of meat in evening meal. However 50/50 meat/dry food is considered to be minimum meal level. In tropical climates when increased energy density is useful to compensate for extra energy used for cooling (energy expended by panting) than an evening meal of 500 g beef mince and 3 cups of 17-20% dry food and 50g fat (3 tablespoons lard, chicken fat or polyunsaturated oil is recommended. In hot weather, gallop in cool of evening before feeding to help reduce heat stress and risk of dehydration.

TONY ZAMMIT'S TRAINING TIPS

Early Preparation

- ❖ Start break in at 12-13 months (usually one-month duration).
- ❖ After pup returns home give 3-4 trials on different trial tracks or race tracks over the shortest distance.
- ❖ Spell until 17 months of age than start work again.

Training

(16-17 months)

- ❖ Start by galloping up a straight track every second day and walk on the other day.
- ❖ Work for 5-6 weeks to gain fitness.

(18-19 months)

- ❖ Start trailing again over short distance only once a week on various tracks.
- ❖ Watch carefully to see if running on or going quickly early.
- ❖ By 3-4 trials the greyhound should be ready to increase the distance (e.g. 457m to 500m) by then they will be around 20 months of age.

Some dogs may prefer grass or sand, tight tracks or big tracks.

Give your greyhound at least two field trials before starting in an actual race. (Preferably on the track you will be nominating for).

TRAINING DIET

<i>Morning:</i>	Weetbix or Kibble Lots of fluid especially in hot weather (approx. 500ml) Vitamins to include: Vitamin C, White E, Calcium, Glucose or honey
<i>Night:</i>	400-500gms of kibble 500-750gms of meat according to weight Vitamins to include: Feramo D, Livermol, Calcium, Bran, Vegetable Oil, Beta K or Slow K and Betacel

After a trial or race they should be fed a stew or a very soft feed. At nights also add kidney tonic e.g. AKM or Citralka for 2-3 days and 2 Menthinne 90 tablets. Give them a brisket bone once q week.

Greyhounds should be wormed monthly and alternative worming treatments should be used.

If a greyhound receives an injury during a race or trial seek veterinary advice immediately. Ask how the injury should be treated.

If possible continue your training e.g. Walking twice daily (or walking machine).

Nomination

When starting to race, place your dog where you can gain maximum advantage e.g. win a maiden where you can, then look for a Class 4, followed by Class 3, then Class 2 before tackling Albion Park class. Also look for heat and final age races if dogs/bitches are eligible.

NEVER BE AFRAID TO ASK QUESTIONS

HINTS FOR STORAGE & USE OF SUPPLEMENTS

- Take time to read directions carefully before adding supplements. Use suggested measures at all times. Replace lid and reseal container tightly after use.
- Store supplements in a cool, dry place below 25°C. Avoid storing against iron walls, window areas or in direct sunlight.
- Try to ensure the supplement is used before the “Expiry” or “Use By” date.
- Do not mix supplements containing Vitamin E (WHITE-E) and Vitamin C (REBOUND) into feeds containing supplements of iron or copper (RONCYCLEN, FERAMO-GREYHOUND) as these minerals can interact and destroy the vitamins. Feed vitamin/mineral supplements in the evening meal and specialist Vitamin E and C products with breakfast.
- Damp feed containing minerals and vitamins (e.g. Vitamin E and iron) should not be stored for more than 3-4 hours, as some of the vitamins may be destroyed by interaction with minerals in the moist environment.
- Vitamins should not be combined with feed containing alkaline electrolytes (particularly bicarbonate of soda) as some may be destroyed before the greyhound consumes them.
- Always mix in vitamin/mineral supplements (e.g. FERAMO-GREYHOUND) just prior to feeding. This will reduce the risk of interaction and loss of potency of the vitamins in wet or moist food. Do not add vitamins to stews prior to cooking and allow cooked food to cool before mixing in vitamins.
- Do not add mineral oil (e.g. paraffin oil) to the same feed as supplements containing fat soluble Vitamin A, D or E, as these may be absorbed into the oil with the vitamins becoming less available to the greyhound.
- Reseal containers tightly after daily use and store under the conditions recommended on the label.

TRAINING FROM A SUBURBAN RESIDENCE

Many top class dogs have been trained from a suburban block. Usually the suburban trainer only has a small team of dogs so therefore the dogs receive more attention than those in a big kennel.

There is no magic formula for training greyhounds. The main ingredients for success are hard work and commonsense. Good dogs make good trainers.

SCENARIO

A greyhound is back from breaking in, has been checked by a vet for soreness, has had a spell of approximately 5 weeks and is ready to commence slow work (I would get the dog checked by your vet about a week after he has returned from breaking in. This would allow him to get over minor soreness. Any major injury problems can then be treated while the dog is spelling).

Initially the dog should be walked for a period of about 4 weeks with the distance increasing from about 3km to 6km every morning with a short walk in the evenings to empty out (always check your dog's pads and nails after walking and if necessary carry out treatment for cracked pads or split nails).

You may decide to use a walking machine instead of walking on the road. Walking machines have good and bad points in that they save time for the trainer and there is no risk of injury from stray dogs and less wear and tear on the dog's feet. However, some dogs may find them boring and others may not find the speed of the machine suitable. I always feel that dogs empty out much better walking on the road and they really look forward to their walk. Remember 10 minutes on a walking machine is equivalent to 30 minutes on the road.

After that initial walking period of 4 weeks the dog can then commence free galloping. Every couple of days take the dog to a fenced park or school ground, paddock or beach and free gallop the dog until the dog is free galloping about 250m. The dog should still be walked approximately 6km every morning.

After about 4 weeks of free galloping the dog should be ready to begin short slips behind the lure. With a young dog I would run him on a straight track once a week starting over 250m and increasing the distance he runs each week. After 3 or 4 runs on the straight he should then be ready for a circle run. Initially I would run him on a one turn track (e.g. 288m at Ipswich).

With a young dog I would alternate his runs, one a week running him on a straight and the next running him on a circle and gradually increasing the distance he is running. If we use the Ipswich track as an example he could have a 288m run out of the boxes and then at his next run at Ipswich, slip him midway between the 288 and 431 boxes. If he handles the increase in distance ok, then slip him closer to the 431 boxes and the next run put him out of the 431 boxes. The reason for alternating his runs between a straight track and the circle track is to minimise stress to wrists joints and avoid shin soreness.

Also the risk of injury is reduced on a straight track so this is particularly important with a young dog. Dog bones continue to grow until they are 24 months of age.

If possible trial the dog in a race rug.

Once the dog is trialling weekly and has reached a good level of fitness then reduce his walking to about half an hour in the morning and just a short walk to empty out at night. In between his weekly trials give him a free gallop once a week over approximately 250-400m. Should it be more suitable you can free gallop over 200m then briskly walk him back and free gallop him again over 200m.

Depending on the dog's progress you may decide to try to increase the distance to 512m or you may decide to keep him over the 431m and start trialling him with other dogs.

Initially I would try to arrange trials with one or two other young dogs of similar age and experience. As he gains confidence he can then trial in full fields (most trials are four dog trials).

Once the dog is racing on a weekly basis there is no need to trial him between races. Generally once he has reached a good level of fitness a half an hour walk every morning with a free gallop over 350-400m once a week should maintain that level of fitness.

My routine for instance if I had a dog racing every Friday night at Ipswich over 512m would be to give him a hydrobath on the Saturday after he had raced, get him checked on the Monday for soreness and if he is ok then nominate him for the following Friday. On Monday I would free gallop him over 350-400m and then keep him on the lead until Friday. If I felt that the dog needed a run behind the lure then instead of free galloping him on Monday I would either slip the dog at Ipswich over 350-400m or slip him on a straight track over 350m. He would then remain in the lead until Friday. (NB Never hydrobath the dog if you think he has sustained an injury until your vet has had a look as the heat from the hydrobath will make the injury even worse).

About every 4-6 weeks depending on the dog, I would take him to a trial track and give him a walk on or a jump put and let him catch the lure as a reward and to keep him keen.

An over trained dog will not perform to its best nor will an under trained dog, so it is up to the individual trainer to work out the amount of work each dog requires to keep it racing at its best for the longest period.

INJURY LOCATION CHART

START OF SECOND BEND

Loses speed, tail up, not chasing, maintains/direction
 Right hock sprain
 Left wrist sprain
 Metacarpal (shin) soreness if tail rotates side to side

MID SECOND BEND

Runs wide, loses speed
 Sharp spare rib bruising to left hind
 Subclinical cramping – check in catching area
 Right hock fracture if enters final straight on three legs

MID SECOND BEND

Slows down, continues lame, pulls up holding right hind limb off ground
 ❖ Fracture of right hock – check in catching area
 ❖ Shortened front stride, rotate or elevates tail – metacarpal (shin) soreness

POOR JUMP FROM TRAPS/BOXES

Deviates suddenly to outside of track
 ❖ Poor eyesight, pannus, conjunctivitis
 ❖ Trapped testicle(s)
 ❖ Lumbo-sacral pain

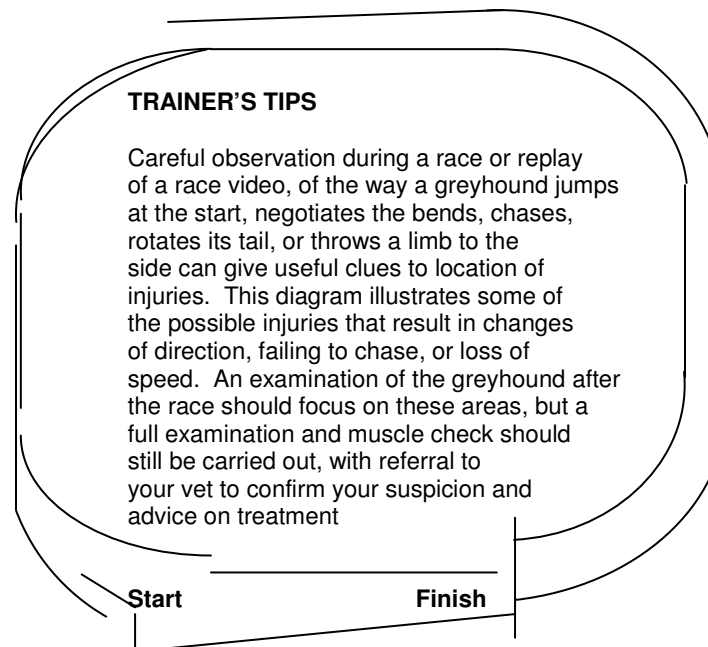
FRIGHTENED TO JUMP

❖ Chronic wrist pain – often pull up
 ❖ Metacarpal (shin) soreness – lame after race

BACK STRAIGHT

Changes driving leg left to right, wobbles side to side, throws out left hind

- ❖ Left hip support soreness
- ❖ Lumbo-sacral soreness – check track leg area
- ❖ Young greyhound learning to gallop



FINAL STRAIGHT

Swings or windmills left hind, runs off to side after least bend

- ❖ Near side hip support injury slows down – drops back

- ❖ Cramping, fractures, toe injuries – check in catching area

ACCELERATION FIRST STRAIGHT

Slow acceleration/fail to chase, head up, high stepping gait

- ❖ Poll or cervical injury

END OF FIRST BEND

Props, tail raised, or runs off to outside

- ❖ Right hip support soreness
- ❖ Right gracilis (back) muscle rupture
- ❖ Lumbo-sacral soreness
- ❖ Metacarpal (shin) soreness if not chasing

MID FIRST BEND

Slows down, runs wide

- ❖ Older greyhounds right forearm bone soreness
- ❖ Lure sight loss
- ❖ Cramping

START TO MID FIRST BEND

Deviates suddenly to outside of track

- ❖ Right hip support soreness
- ❖ Trapped testicle(s)
- ❖ Right gracilis (back) muscle
- ❖ Fractured hock

START OF FIRST BEND

Deviates suddenly across track to rail

- ❖ Left shoulder triceps soreness
- ❖ Fracture of left fibula bone

CATCHING AREA

- ❖ Holds one front limb off ground – wrist sprain or metacarpal (shin) soreness

- ❖ Check for subclinical cramping – hard back and knotted hind limb muscles
- ❖ phlegm on flanks – tracheitis
- ❖ breathing distress – respiratory disease, electrolyte imbalance anaemia
- ❖ collapse – heat stress

INJURIES

Shin soreness (inflammation of the small metacarpal bones on the front legs below the wrist) is a common cause of lameness and poor performance in young racing greyhounds.

Normally, it is the outside two “shins” on the left foreleg which are affected. It is considered that increased “sideways” or centrifugal forces as the young greyhound gallops around the tight end-circles of a racetrack and cornering at speed overloads the thin bones. Sudden introduction to “too much fast work too early” increases the “bending” forces on the immature bones and they are unable to thicken or “remodel” quickly enough to withstand the stress. Hard track surfaces, lack of adequate banking or transition curves and loose sand on sharp bends increases the risk, particularly in young, fast greyhounds.

SYMPTOMS

Symptoms of shin soreness are shortened stride and lameness on the front legs after 2 or 3 gallops around a circle track. Press down using the thumb and forefinger on the top surface of the metacarpal bones, feeling for swelling, warmth, reaction to pain and small bumps on the surface. Seek advice from your vet in severe cases, as the bones may need to be x-rayed to assess damage.

MANAGEMENT

Rest greyhound for 7-10 days, walking only on the lead. Apply an ice pack to the affected bones for 3-5 minutes, repeating 2-3 times a day. Apply a mild counter-irritant liniment, such as MB IODISED OIL overnight, gently massaging it over the bones. Once the reaction settles down, handslip greyhound over 200-300 metres in a straight run, to encourage remodeling and strengthening of the “shin” bones. After 2-3 weeks allow the greyhound to trial only around one end-circle of the track twice weekly for a further 2-3 weeks, then return to normal trialling and racing. Consult your vet for advice.

HINT: during recovery application of DERMICUSAL liniment (1/2ml to each affected shin bone overnight for 507 days) or CU-BUTE liniment (S4 – see your vet) may help reduce pain and discomfort.

POINTS TO REMEMBER

Regularly get your dog checked for muscle soreness.

Never race or trial a sore greyhound.

Never race on a track that the greyhound has not trailed on.

Do not over trial your greyhound.

There is no need to trial your greyhound in a field unless it requires field experience.
You are unnecessarily risking injury.

Ten (1) minutes on a walking machine equals 30 on a road.

Thirty (30) minutes walking a day is enough for a fit dog.

Never trial within 4 days of a race.

Always praise your dog when he has done a good job.

ANSWERS TO FREQUENTLY ASKED QUESTIONS

To ensure speedy process of any applications lodged with the RQL please make sure that all forms are completed fully with black pen and in block print.

LODGING AN APPLICATION FOR LICENCE AS AN ATTENDANT, TRAINER, BOOKMAKER'S CLERK, RACING STAFF, TRAINING TRACK OPERATOR.

All applications must be accompanied by the correct fee and (1) passport size photograph. If you lodge your application at the office of RQL we will be able to take your photo for you. Unless you have been licenced with Racing Queensland Limited in the last 5 years you will be required to submit a National Police Certificate (by name only) with your application.

Attendants and Trainers if not licenced with a greyhound controlling body in the last 5 years of application day may be required to complete a practical and written assessment.

PRIZE MONEY

Prize money is paid *"to the Trainer acting as an agent for the Owner unless the owner specifically requests in writing to the RQL that prize money is paid to him/her."*

When completing an Owner/Partnership/Syndicate application we ask you to nominate who receives the prize money, this can be changed at any time, in writing to Racing Queensland Limited.

GST (Goods & Services Tax)

Even if greyhound racing is just a hobby you are required to advise the RQL of your GST status. Forms are available from RQL; failure to lodge these forms will result in the withholding of 48.5% of prize money, which will be forwarded to the taxation department.

TRANSFER A NAMED GREYHOUND

The Seller must lodge a transfer (sellers) form with RQL within 48 hours of selling the greyhound or giving it away. If the greyhound is owned by an Interstate licensee then a signed interstate transfer form is recognized as a seller's form.

The Buyer must lodge a transfer (buyers) form with RQL with the Greyhound's naming and registration certificate and the prescribed fee within 7 days.

LODGING AN APPLICATION FOR THE NAMING GREYHOUND

When purchasing an unnamed greyhound you must obtain an application for the naming of a greyhound (form F). These application forms are issued to the breeder when the litter is registered with RQL. It is necessary to have the greyhound marked up on the back of this application form before lodging your application. Please ensure that all names and signatures that are required are completed on the back. If the greyhound has changed owners before it has been named you must ensure that their signature appears under the breeder's signature. Please ensure that you provide record vaccination on/over the age of 12 months, minimum C3, with your naming application.

Was your greyhound whelped Interstate?

Naming applications for interstate whelped greyhounds must be lodged with the controlling body where the greyhound was whelped. Proof of vaccination minimum C3, on or over the age of 12 months must be accompany the application.

CLEARING THE GREYHOUND TO RACE

When a greyhound is named in Queensland a clearance certificate is provided with the greyhound's naming and registration certificate. The certificate of clearance must be returned to RQL before a greyhound can be nominated for Racing, Qualifying trial, Breeding, Lease or Transfer. Greyhounds may be presented to Stewards at any race meeting 30 minutes before the scheduled kenneling times for inspection. You can also make an appointment with Graham Haswell or RQL to have the greyhound inspected.

CHANGE OF KENNEL/TRAINER FORMS

When a named greyhound is moved to or from a registered/licenced person to another then both registered/licensed persons must complete a change of kennel form each.

When a greyhound is named, if it is not kenneled with the owner, then both the owner and the trainer must lodge a change of kennel/trainer form. This is a little confusing because sometimes the greyhound is already kennelled with the trainer. However RQL does not know this and therefore a change of kennel/trainer form must be lodged.

EARBRANDING/MICROCHIPPING & MARKING UP OF LITTERS

MARKING UP OF GREYHOUND/S FOR NAMING

(South East Queensland)

Please Phone Graham Haswell on 0419 726773 or 07 54796640or
Jackie Heilbronn on 0402 341 322

HOW DO I KNOW IF MY GREYHOUND HAS A START?

If you have nominated your greyhound there are many ways to find out if your greyhound has been drawn to race. Fields are completed by 3pm on the day of the draw.

1. The RQL texts the trainer of the greyhound with relative information if they have a mobile phone and the trainer agrees to receiving the information.
2. The information if available on our web site
3. The race club will be able to provide this information
4. The information is available by voice by dialing 190 095 7003 (following the prompts)
5. The information is available by fax by dialing 190 226 1004 (following the prompts)

If your greyhound was drawn as a reserve, for TAB meetings the scratching deadline is 8.30am, the Stewards finalise the meeting and at approximately 9.00am upload the information to our website and advise the TAB and the Club.

Do not telephone RQL for field information.

ASSISTANCE

Should you require any further information or assistance please do not hesitate to contact the staff at Racing Queensland Limited.

INDUSTRY REPRESENTATION

Why not become a member of Queensland Greyhound Breeders, Owners, Trainers Association?

Web site address is <http://www.qgbota.com/>

The aim of the **G.B.O.T.A.** is to promote the Industry, ensure the future of the industry and endeavour to present the Industry in the best possible light.

They are the only Association recognised by Racing Queensland Ltd as representative of the Industry in Queensland.

Frequent correspondence and meetings with Clubs, Greyhounds Queensland Ltd, the State Division of Racing, the Media and the Racing Minister is beneficial to the Industry as a whole.

They have a straight track situated at Lawnton Showgrounds and this is available for use by Members on set trial dates and times for a small fee or Members may rent a key to use the track at their leisure for a very reasonable annual fee.

INTERESTING WEB SITES

www.racingqueensland.com.au (this site has links to many interesting sites).

www.australianracinggreyhound.com

www.greyhound-data.com

www.galtd.org.au

INTERESTING READING

Care of the Racing & Retired Greyhound

By Linda L. Blythe, James R. Gannon, A. Morrie Craig, Desmond P. Fegan

Contact – The National Greyhound Association or NGA Greyhounds

The Ultimate Greyhound

Edited by Mark Sullivan Published by Ringpress Books, Ltd. PO Box 8, Lydney, Gloucestershire GL15 4YN

So You Want To Be a Greyhound Trainer

Edited by David Brasch, Editor "Journal" Greyhounds Qld Magazine

Available from Racing Queensland Limited.

LIST OF CLASS 1 & 2 GREHYOUND TRAINERS AS OF 28 JULY 2011

Surname	Given1	District	PostCode	PhoneNo	MobPhone
HARRIS	BILLY	NEW FARM	4005	33584267	
GRAHAM	PAUL	DOOMBEN	4007	32686745	0427629092
BEECHEY	ELLEN	HENDRA	4011	32684386	0435718420
WALL	ROBERT	HENDRA QLD	4011	32687995	
KNUDSEN	RAYMOND	VIRGINIA	4014	32677425	0418747162
MCALISTER	MICHAEL	DEAGON QLD	4017	32692460	0439309082
THOMPSON	NEIL	BRACKEN RIDGE	4017	32618007	0419704203
TITMARSH	DARREN	BRACKEN RIDGE	4017	32611209	0420920253
WHITTINGTON	ROBIN	MARGATE	4019	32848526	0407172950
MOORE	DENNIS	REDCLIFFE	4020	38895201	0419678351
ROBSON	PAUL	REDCLIFFE	4020	32038171	0419653068
JAMES	MICHAEL	WINDSOR QLD	4030		0405051346
SHERWOOD	COLE	CHERMSIDE	4032		0432432014
SMITH	CAROL	CHERMSIDE	4032	33503682	0433192112
SNEDDON	KENNETH	GEEBUNG	4034	33591581	0448424656
NEARY	STEPHEN	ENOGGERA	4051	33116446	0422074165
AHERN	JEFFREY	STAFFORD QLD	4053	33563121	0414012644
BRENNAN	DENIS	EVERTON HILLS	4053	31620775	0403937901
CANNON	GREG	KEPERRA	4054	33550386	0414180994
DEMEDIO	MICHAEL	CORINDA QLD	4075		0450080122
BURNS	GEORGE	DARRA	4076	33753316	
ADAMS	BOB	INALA	4077	33729778	0431745817
COMERFORD	DENIS	RICHLANDS	4077	33753598	
WHISSON	RICKY	ELLENGROVE	4078		0401763067
LIVOTTO	SERGIO	SUNNYBANK	4109	33453706	0412609700
BROADRICK	ANTHONY	WOODRIDGE	4114	32902663	0401436323
CORRIGAN	GERALD	KINGSTON	4114	33410042	0448121696
DISTANT	BELINDA	TRINDER PARK	4114	32087802	0433745265
LIDDELL	WILLIAM	KINGSTON	4114	32087778	0402764020
BOSTON	KELVIN	BERRINBA	4117	32900874	
LEVINE	PHILIP	HILLCREST	4118	38007376	
SMYTH	DAVID	HERITAGE PARK	4118	38030145	0430288910
HOGER	ALAN	TARRAGINDI QLD	4121	38921436	
HEDDLES	JIM	MANSFIELD	4122	34222547	
BLOOMFIELD	JASON	GREENBANK	4124	32000660	0411516129
CAUCHI JNR.	PAUL	TUGUN	4124	55345061	0430239831
ESSEX	ROBERT	GREENBANK	4124	32971105	0419171577
GATES	NEAL	GREENBANK	4124	32000863	0401048184
GREEN	ALEX	PARK RIDGE	4124		0418348544
SHEDDEN	MARIA	BORONIA HEIGHTS	4124	38009053	
WILLIAMSON	ELAINE	GREENBANK	4124	32000219	0418765201
WOODS	BRADLEY	GREENBANK	4124	32001346	0408646132
BURMAN	RAYMOND	PARK RIDGE	4125	38034414	0413755251

CHAPMAN	MICHAEL	PARK RIDGE QLD	4125	32000172	0411326605
ELGOOD	LEE	PARK RIDGE QLD	4125	32977571	0413677573
GUPPY	DENIS	PARK RIDGE QLD	4125	32000167	
HARRIS	PATRICIA	PARK RIDGE	4125	38033011	0420863373
HARRIS	FRANK	PARK RIDGE	4125	38033011	0406966835
HAZELGROVE	REG	PARK RIDGE QLD	4125	38036273	0413677575
MEIERS	LINDSAY	PARK RIDGE	4125	32971196	0401499394
PAY	JOHN	PARK RIDGE	4125	38094844	0411468584
SCOTT	RACHEL	PARK RIDGE SOUTH	4125	32000172	0411326605
SMITH	GLENN	PARK RIDGE	4125	38032893	0412387436
STELLA	GREGORY	PARK RIDGE	4125	32000339	0437431133
WOODS	STEVE	PARK RIDGE QLD	4125	32000210	0407697085
CRAWFORD	REGINALD	SLACKS CREEK	4127	38089737	
MARSHALL	WAYNE	SLACKS CREEK QLD	4127		0415704441
CHAPPELL	BEVERLEY	CARBROOK QLD	4130	32876470	
HARRIS	GLORIA	CARBROOK	4130	32876422	
MARSHALL	REX	CARBROOK	4130		0430305396
SNOW	TANYA	CORNUBIA	4130	32876003	0409266477
SNOW	NED	CORNUBIA QLD	4130	32876003	
GOODWIN	RON	LOGANLEA QLD	4131	32006858	0488778786
REID	BELINDA	LOGANLEA	4131		0478160551
HAZELGROVE	BRETT	CRESTMead QLD	4132	33885928	0438789203
STEPHENS	ROSS	MARSDEN	4132	32004981	
BLACKMORE	RONALD	WATERFORD WEST	4133	32004273	
BRYANT	CAROL	CHAMBERS FLAT	4133	55468803	0405281476
BUXTON	DIANNA	LOGAN RESERVE	4133	38032266	0417619622
ENRIGHT	ROAN	WATERFORD QLD	4133		0404359353
FIELD	JOHN	LOGAN RESERVE	4133	55463857	0432299110
HOSE	JEAN	CHAMBERS FLAT	4133	38021839	
JONES	JEFF	WATERFORD WEST	4133	32009667	0411958446
MCGEE	RALPH	WATERFORD WEST	4133	32005828	0414446819
MCHUGH	JAMIE	LOGAN RESERVE	4133		0411707369
PODESTA	PAUL	CHAMBERS FLAT	4133	38021032	0430507402
MEDCALF	TERRENCE	CARINA	4152	39016028	
STEVENS	ALEC	WAKERLEY	4154	33905989	
SUELL	ERROL	GUMDALE QLD	4154	32454083	
BEHM	BEVERLEY	CAPALABA	4157	32064927	0408320649
COLEMAN	JACK	CAPALABA	4157	38235120	
CROWTHER	FRED	CAPALABA WEST QLD	4157	32454531	
FALVEY	JOHN	CAPALABA WEST	4157		0422140764
GALVIN	ROSS	SHELDON	4157	32064082	0418724384
MILLIGAN	JIM	THORNSIDE	4158	38058663	0403332839
BARTOLO	JOSEPH	ALEXANDRA HILLS	4161	38242030	0438146524
DAHL	ROY	CLEVELAND QLD	4163	32071513	
SUTTLE	CYNTHIA	REDLAND BAY QLD	4165	38290080	0419651783
CHAPPLE	ERROL	SEVEN HILLS	4170	33997114	0428172661

HOLMES	JAMES	NORMAN PARK QLD	4170	32179560	0417172891
HUDDLESTON	DOREEN	MORNINGSIDE QLD	4170	39014930	
RUGG	NIGEL	MURARRIE QLD	4172	39012055	
DENNIS	PAT	WYNNUM WEST QLD	4178		0438838100
WARE	MARK	WYNNUM WEST QLD	4178	33936573	
CAMDEN- BERMINGHAM	PERCY	MANLY WEST	4179	33969837	0400074202
COMLEY	PATRICIA	BETHANIA	4205	32996709	0411234300
BARTLEY	KEVIN	ALBERTON	4207	55462169	
BELFORD	ROBERT	LOGAN VILLAGE QLD	4207	55470286	
BRAUER	MICHAEL	WOLFFDENE QLD	4207		0413615906
CANAVAN	JAMIE	EAGLEBY QLD	4207	32875660	0416618606
CRAWFORD	HOWARD	LOGAN VILLAGE	4207	55468390	0400060999
CUMMING	JEFF	WOLFFDENE	4207	55464070	
FITZSIMMONS	ALLEN	BUCCAN	4207		0409722118
FREDRICKS	STEVE	BUCCAN	4207	32008023	
HASTIE	NOEL	LOGAN VILLAGE QLD	4207		0401537481
HILL	JOHN	BAHRS SCRUB	4207	38041569	0422466201
HONEYMAN	ERIC	ALBERTON QLD	4207	55461512	
MACKAY	GARY	LUSCOMBE	4207	55464188	0408886830
PATCHING	ROBERT	BUCCAN	4207	38058663	0420358682
CONNELL	NICOLE	ORMEAU QLD	4208	55466799	0402357618
DACEY	NORMA	GILBERTON	4208	32875597	0412940020
DACEY	CLAUDE	GILBERTON	4208	32875597	0412940020
EASTON	ERIC	ORMEAU	4208	55467074	
GILTINAN	ROBERT	ORMEAU	4208	55467639	0457039763
MIFSUD	CHARLES	GILBERTON	4208	55462945	0431290004
MIFSUD	MARY	GILBERTON	4208	55462945	0431290004
QUINN	HERBERT	ORMEAU	4208	55466088	0412445535
ROBINSON	JAMES	GILBERTON	4208		0431428303
TZOUVELIS	TOM	ORMEAU	4208	55466233	0414827392
ZAMMIT	TONY	WILLOWVALE	4209	55492523	0412134527
ZAMMIT	MICK	WILLOWVALE	4209	55475422	0402090196
ZAMMIT	SELENA	WILLOWVALE	4209	55475422	0423847196
GALE	ROBERT	MAUDSLAND	4210	55294624	0411110880
HAY	MAX	OXENFORD	4210	55737540	0419655935
IRWIN	JACK	MAUDSLAND	4210	55337379	
IRWIN	DAVE	MAUDSLAND QLD	4210	55337379	0409022116
HANNON	DIANE	MOUNT NATHAN	4211		0407754090
BRADFORD	NORM	HELENSVALE QLD	4212	55299359	0419449677
HALDANE	ERIC	HOPE ISLAND	4212		0421830481
CLEGG	GEORGE	MUDGEERABA	4213	55203031	0433651530
WILLIAMS	WARREN	WORONGARY	4213	55692175	0413053180
DOYLE	MICHAEL	ASHMORE	4214	55396943	0413675132
POWER	RODNEY	ASHMORE	4214	55279248	0412606517
GREEN	ROGER	BURLEIGH WATERS	4220	55357089	

CAUCHI	PAUL	TUGUN QLD	4224	55345061	
CAUCHI	JEANETTE	TUGUN	4224	55345061	
MCARDLE	MAURICE	TUGUN	4224	55342145	0412691665
CONNELL	KEVIN	BOYLAND	4275	55434636	0403588963
GUYMER	TERRY	WONGLEPONG QLD	4275	55434136	0414483457
LEECH	ALAN	WONGLEPONG	4275	55435358	0417762095
OSHYER	ALLAN	BOYLAND	4275	55434243	0421719962
ARNOLD	KRISTINA	JIMBOOMBA QLD	4280		0449931826
BRENNAN	GREGORY	SOUTH MACLEAN QLD	4280	32975686	0412845305
CATCHPOLE	NEIL	JIMBOOMBA QLD	4280	55469330	0438438385
LIDDELL	WADE	JIMBOOMBA	4280	55478205	0402811942
MANSELL	DAVID	JIMBOOMBA	4280	55460984	0434098443
NAS	PETER	JIMBOOMBA	4280	55469904	0412692703
THOMSON	WAYNE	JIMBOOMBA QLD	4280	55469667	0438469665
YOUNGBERG	DESMOND	JIMBOOMBA QLD	4280	55460283	
HERR	RODNEY	JIMBOOMBA QLD	4285		0421567146
HUTCHISON	STEVEN	GLENEAGLE	4285	55412406	0492874172
JACKSON	LIONEL	CEDARVALE	4285	55431623	0422495652
MILLEN	TONY	TAMROOKUM	4285	55442095	0402801763
RUSSELL	ANDREW	VERESDALE	4285	55431925	0439713916
RUSSELL	DARREN	INNISPLAIN QLD	4285	55441411	0417193700
BUTLER	KEIRON	GOODNA	4300	34240098	
NORRIS	DANIEL	SPRINGFIELD LAKES	4300	33818781	0403588114
ROSS	GREGORY	CAMIRA	4300		0400047223
BRADY	SAMUEL	DINMORE	4303	33894205	
DUNNER	MICHAEL	BUNDAMBA	4304	32825333	0401181093
GRANT	BRAD	BUNDAMBA QLD	4304	32822373	0407177235
HEATON	GRAHAM	BLACKSTONE QLD	4304	32822911	0412722385
HINES	ADAM	BUNDAMBA	4304	38161873	0402200658
KLAASSEN	ELAINE	BUNDAMBA	4304	38160920	0401826397
MCBRIDE	RUSSELL	NORTH BOOVAL	4304		0401250660
NELSON	RICHARD	BUNDAMBA	4304	38160301	0422917868
ROHWEDER	GREGORY	BUNDAMBA	4304	33893785	0434775275
TUNNY	NEVILLE	NORTH BOOVAL	4304	32824136	0400355766
WILSON	PETER	BUNDAMBA	4304	38160920	0401826397
CARLYLE	GLENN	EASTERN HEIGHTS QLD	4305	32815598	0410876954
DAY	PATRICK	WULKURAKA	4305	32829050	0411339753
DIONYSIUS	IAN	YAMANTO	4305	32813279	0413057309
GILBERT	GARRY	TIVOLI	4305	32818836	
HEILBRONN	RAY	RACEVIEW	4305	33897478	0401268002
HEILBRONN	DESMOND	IPSWICH	4305	33896530	0421333693
HOLLIDAY	BRIAN	IPSWICH	4305	32817099	0431278017
MASSEY	LYNDALL	MOORES POCKET	4305	33895795	
MCEVOY	BRIAN	LEICHHARDT	4305	32812406	0414972077
MELLEN	GREGORY	NORTH IPSWICH	4305	32810842	0408151114
MORTIMER	DALE	IPSWICH	4305	32811810	

PESCHKE	ROBERT	IPSWICH QLD	4305		0428311101
PORTER	ALAN	ONE MILE	4305	34961188	
SALTER	NIGEL	IPSWICH	4305	32021045	0403041128
TOPPING	SHANE	TIVOLI QLD	4305	38121791	0438752786
ATTARD	MARTIN	FAIRNEY VIEW QLD	4306	54267412	0439290409
ATTARD	RENALD	FAIRNEY VIEW QLD	4306	54267412	0437741210
BROADRICK	CHRISTOPHER	PINE MOUNTAIN	4306	32023650	0401571756
CARRINGTON	GLENDON	HAIGSLEA	4306	54676287	0428195772
CARRINGTON	PATRICIA	HAIGSLEA	4306	54644895	0428195772
DEMPSEY	ROBERT	WALLOON	4306	54645399	0427993836
DICKS	PAUL	WILLOWBANK	4306	54673050	0414912185
DULL	BARRY	FERNVALE	4306	54267704	0488377704
EDWARDS	JOHN	FERNVALE QLD	4306	54267068	
EDWARDS	LILLIAN	FERNVALE	4306	54267068	
FALLA	GLORIA	GLAMORGAN VALE	4306	54672659	0417632476
FRANCIS	BRIAN	FERNVALE QLD	4306	54267137	0418742703
FURBANK	PETER	WALLOON	4306	54645422	0438702389
HARRADENCE	KAY	FERNVALE	4306	54267704	0459901924
HAY	PETER	THAGOONA	4306	54641133	0428753276
HAY	JILL	THAGOONA	4306	54641133	0427151007
HENNELLY	PAUL	FERNVALE	4306	54267215	0417390407
JOHNSTON	MICHAEL	KARALEE	4306	32947536	0437439346
MCCARTHY	JOHN	WIVENHOE POCKET	4306	54267403	0411337474
MCGUINNESS	SCOTT	HAIGSLEA	4306		0448727827
NOBLE	THOMAS	KARRABIN QLD	4306	32829164	0448829115
PAGE	MARGARET	WALLOON	4306	54645450	
PAGE	MERV	WALLOON	4306	54645450	0429990098
POWELL	NEIL	FERNVALE	4306	54267471	
SHARPE	BILL	THAGOONA	4306		0421863577
SMITH	COLIN	THAGOONA	4306	54641696	0408984727
WARNER	WILLIAM	THAGOONA	4306	54642881	0418328626
WENDT	HELEN	WALLOON	4306	54609026	0423959221
JUDD	JOHN	MILBONG	4310	54635030	0417199053
LEE	DANIEL	MILBONG	4310	54635086	0410332826
ARNOLD	STEPHEN	CHURCHABLE	4311	54246841	0423368042
ARNOLD	DEBORAH	CHURCHABLE QLD	4311	54246841	0401412729
BALL	RON	PRENZLAU	4311	54268046	0439032686
BOODY	MICHAEL	CHURCHABLE QLD	4311		0417732090
BOODY	AMBER	CHURCHABLE	4311		0417732090
BOUFFIER	KERRY	CHURCHABLE	4311	54246655	0431681011
BRADLEY	JOHN	COOMINYA	4311	54246018	0459939687
CRAVEN	ROBYN	LOCKYER WATERS	4311	54658022	
CURTIS	COLIN	ATKINSON DAM	4311	54264355	0427515363
DARGUSCH	CASEY	CHURCHABLE	4311	54264227	0415562876
DARGUSCH	ALAN	CHURCHABLE	4311	54264667	0438755065
DOWNS	CRAIG	MT TARAMPA	4311	54279763	0400771471

DRUERY	RUSSELL	CHURCHABLE	4311	54246747	0408879970
EDMONDS	OWEN	COOMINYA QLD	4311	54264550	0417729799
EDMONDS	MARY	COOMINYA	4311	54264550	0417729799
EDMONDSON	JULIE	LOWOOD	4311	54261963	0432179715
EMERY	MICK	CHURCHABLE QLD	4311	54246726	0407975990
FARRELL	ANNE	COOMINYA	4311	54264005	0427061590
FERTCH	NOELA	COOMINYA	4311	54264404	0417789905
FRANKS	LARRY	BRIGHTVIEW	4311		0412216891
FRAWLEY	FIONA	CHURCHABLE	4311	54246726	0439325185
GERAGHTY	MICHAEL	CHURCHABLE QLD	4311	54264143	0426837457
GIBB	GEOFFREY	CHURCHABLE	4311	54246726	0402349016
GILES	SANDRA	CHURCHABLE	4311	54264672	0437498998
GLASSCOCK	SHANNON	CHURCHABLE	4311	54246417	0414991293
HIGGS	ROBERT	COOMINYA	4311	54246756	0408021330
HOGGAN	IAN	CHURCHABLE	4311	54246655	0413584499
HUNT	SANDRA	ATKINSON DAM	4311	54264521	0428584389
JACKSON	RON	COOMINYA	4311	54264276	0428929228
KAY	REG	LOWOOD	4311	54261963	0413512312
KEATING	JUDITH	CHURCHABLE QLD	4311		0428162896
KENNEWELL	ALBERT	MOUNT TARAMPA QLD	4311	54279309	
LAWRANCE	SERENA	PRENZLAU	4311	54268046	0409837689
LENNON	DESLEY	CHURCHABLE	4311	54264819	0414521709
LENNON	DWYER	CHURCHABLE	4311	54264819	0414242641
MARSCHKE	STELLA	LOWOOD	4311	54279181	0435233420
MCLEISH	STANLEY	BRIGHTVIEW QLD	4311	54279418	0409898088
MORRIS	BARRY	LOWOOD	4311	54261966	0402325379
MORRIS	SHARON	LOWOOD QLD	4311	54261966	0439462825
NEAL	EDWARD	COOMINYA	4311	54264883	0427502304
NOFFKE	PHILLIP	COOMINYA	4311		0403641149
O'CONNOR	MATTHEW	COOMINYA	4311		0438303697
PARKER	SHAYNE	COOMINYA	4311	54279317	0438251973
ROBARTSON	CHRISTINE	CHURCHABLE QLD	4311	54264303	0408700574
ROBARTSON	DAVID	CHURCHABLE	4311	54264303	0408700574
ROLLS	KAREN	LOCKYER WATERS QLD	4311		0429534677
RUETSCHI	PETER	ATKINSONS DAM QLD	4311	54923829	0439542482
RUSSELL	RAY	ATKINSON DAM	4311	54264521	
SCANNELLA	WARREN	CHURCHABLE QLD	4311	54246206	0447137782
SHAW	JACK	CHURCHABLE	4311	54264672	0403404590
SHAXSON	PHILLIP	COOMINYA QLD	4311	54264634	0417296408
SYKES	DES	ATKINSON DAM	4311	54264143	0427939127
TRIBE	STEPHEN	COOMINYA	4311	54246724	0439539223
TWIBLE	DESMOND	CHURCHABLE	4311	54264857	0432707810
VILES	JENNIFER	CHURCHABLE QLD	4311	54246530	0437142563
WYATT	JUDY	CHURCHABLE QLD	4311	54264338	0437723430
LEWIS	JEAN	TOOGOO LAWAH	4313	54230220	0434625160
BOURKE	CHRISTINE	EBENEZER QLD	4340	54641722	0409641722

BRETT	TONY	GRANDCHESTER	4340	54656840	0412899175
DAWSON	MALCOLM	MT FORBES QLD	4340	54646122	0409100312
HOGAN	CLAIRE	ROSEWOOD	4340	54679317	
SHARPE	TROY	EBENEZER QLD	4340		0437928738
HORRIGAN	DANIEL	THORNTON	4341	54667163	
RECKLESS	DAVID	REGENCY DOWNS	4341	54658893	
WESTON	DAVID	LAIDLEY NORTH	4341	54652807	
APAP	TONY	GATTON	4343	54621201	0422887061
GALLAWAY	JIM	SPRING CREEK QLD	4343	54642129	0419642655
HOLMES	GARY	GATTON QLD	4343	54665810	
KING	JULIE	SPRING CREEK QLD	4343	54665562	0419642655
LINNAN	GAVIN	GATTON	4343	54661354	0423372225
LINNAN	BRUCE	LAKE CLARENDON	4343	54665346	0412033935
SIMON	DEBORAH	PLACID HILLS	4343	54661772	0408065068
SLINGSBY	RODNEY	VIA GATTON	4343	54626491	0411715468
SMITH	PETER	GATTON QLD	4343		0437674882
WOODCOCK	MICHAEL	CARPENDALE QLD	4344	46977003	0417976197
HALL	GRAHAM	MARBURG	4346	54644531	0417002305
ALGATE	MARK	DRAYTON	4350	46302451	0407670492
BOWE	JUSTIN	TOOWOOMBA	4350	46306618	0430166463
BYERS	COLIN	DRAYTON	4350	46301581	0412968038
HULL	JOHN	TOOWOOMBA	4350		0407762639
RICH	ANDREW	WILSONTON	4350		0411438927
ZWOERNER	CHARLES	TOOWOOMBA	4350	46332019	0407374599
KUTNER	BRIAN	POSTMANS RIDGE QLD	4352	46374252	0412877256
MOORE	GARY	TOOWOOMBA	4352	46301315	0417632765
PERRETT	JULIUS	WITHCOTT QLD	4352	46374843	0438054550
SAAL	MARK	HIGHFIELDS	4352		0417753764
WISENER	VICKI	POSTMANS RIDGE	4352		0413325985
BOWE	GERARD	CLIFTON	4361	46973697	0427509512
HAIG	PAUL	SOUTHBROOK	4363	46910386	0400797557
CAPPER	PETER	LEYBURN	4365	46950280	0429179038
COLLINS	ANTHONY	WARWICK	4370	46612435	0448932413
MURDOCH	LEONARD	WARWICK	4370		0423366839
PRATT	MERVYN	WARWICK	4370	46618656	0432818497
WALKER	COLIN	WARWICK	4370		
KEVILL	DONALD	BROADWATER	4380	46836333	
WHITE	SHANE	DUCKLO	4405		0427714774
ALTHAUS	GLEN	ROMA	4455		0401624292
ANDREWS	WAYNE	STRATHPINE QLD	4500		0431368525
CHRYSTAL	RAYMOND	STRATHPINE	4500	32054703	
QUARRELL	MARGARET	STRATHPINE QLD	4500	38821037	0402234481
QUARRELL	PAUL	STRATHPINE QLD	4500	38898532	0412497302
ROBERTSON	WARREN	BRAY PARK QLD	4500	32058056	0407746267
STEPHENSON	MIKE	BRAY PARK	4500	32056962	0423421955
HOUGHTON	KEITH	MURRUMBA DOWNS	4503	32045376	0419787958

MACINTOSH	KEVIN	KALLANGUR	4503	32856213	0403026213
MAY	PETER	DAKABIN	4503	32046558	
MENARY	JOE	KALLANGUR	4503	34805445	0406399967
MENICANIN	MICK	KALLANGUR	4503	38862797	0419671322
MYERS	KERRY	KALLANGUR	4503	31424191	0433963763
RAYNER	PETER	DAKABIN	4503	38882872	
REEKIE	MARK	DAKABIN	4503	38883955	0407744640
ROY	PETER	MURRUMBA DOWNS	4503	34917354	0419638888
SHEPHERD	BENJAMIN	DAKABIN	4503	38888374	0418667569
STEPHEN	MATT	KALLANGUR QLD	4503		0401450297
DOAK	FRANCIS	NERANGBA	4504		0438035885
HUGHES	RODNEY	NARANGBA	4504	38889039	
LENNON	GREGORY	NARANGBA	4504	33856668	0434692691
ARGENT	CLINTON	BURPENGARY QLD	4505	38883161	0438656988
AYRE	RYAN	BURPENGARY	4505	38886158	0421647771
HOUSTON	CLIFFORD	BURPENGARY	4505	54979970	0409496458
KEEP	GARY	BURPENGARY QLD	4505	38883128	0425101705
OGDEN	ROSS	BURPENGARY	4505	54985001	
SANT	DIANA	BURPENGARY	4505	54979970	0408150552
SMITH	DARRYL	BURPENGARY	4505	38882685	0420939677
CAMERON	ALAN	MORAYFIELD QLD	4506	54985330	0424232207
ELLIS	SHANE	MORAYFIELD QLD	4506	54287415	
KLEINHANS	LESTER	MORAYFIELD	4506		0418986034
MILLARD	BRETT	MORAYFIELD QLD	4506	54287749	0404056480
ALLISON	JOHN	DECEPTION BAY	4508	32031166	0409720657
OKAMURA	TROY	DECEPTION BAY QLD	4508	32041774	0415644426
WRIGHT	BOB	MANGO HILL	4509	34918149	0412314585
BATEMAN	PAUL	CABOOLTURE	4510	54957441	0429366294
CONLON	JOHN	BEACHMERE	4510	54324442	0400246585
EDDIE	ROBERT	CABOOLTURE	4510	54989390	
HORRIGAN	COLIN	CABOOLTURE QLD	4510	54958903	
KEMP	KEVIN	CABOOLTURE QLD	4510	54989238	0415654186
LENNON	STEVE	UPPER CABOOLTURE	4510		0414258264
SMITH	STEVEN	BEACHMERE QLD	4510	54962940	0438075496
GRIFFIN	ELIZABETH	GLASSHOUSE MOUNTAINS	4518	54930290	0447930290
TENNANT	MATTHEW	GLASSHOUSE MOUNTAINS	4518	54387283	0401518588
THOMME	DAVID	GLASSHOUSE MOUNTAINS	4518	54387686	0413305384
KLEINHANS	ERROL	BEERWAH QLD	4519	54946430	0406000300
REIMER	JOHN	RUSH CREEK	4521	34251497	0413751832
FERGUSON	NEVILLE	NAMBOUR	4560	54413291	
BRIGGS	REBECCA	YANDINA CREEK	4561	54466234	0411457223
ELSON	TRAVIS	YANDINA CREEK	4561	54466062	0422646809
GROVE	BOB	GLENWOOD	4570		0429857031
BRYANT	KEVIN	TIARO	4650	41939149	
FARRELL	RUSSELL	DUNDATHU	4650	41235087	0434967764
GREEN	JOHN	MARYBOROUGH	4650	41222630	

MURDOCH	NOEL	OAKHURST	4650	41232785	
THOMAS	LAURENCE	YENGARIE QLD	4650		0408689416
RICHARDS	MARIE	RIVER HEADS	4655	41257074	0413116300
KELLY	ALLEN	HOWARD	4659	41294486	
LOWE	THOMAS	HOWARD	4659	41294851	
BARENDRECHT	FREDDY	BURNETT HEADS	4670	41595717	0427627020
BURGESS	PAUL	BUNDABERG	4670	41960579	
DRIVER	LEONIE	BUNDABERG	4670	41597756	
GEAR	DAVID	BUNDABERG QLD	4670	41552337	0412722712
HICK	GARY	BUNDABERG	4670	41597450	0431483065
IRWIN	GARY	BARGARA	4670	41591932	0409591932
ISLES	LORRAINE	BUNDABERG QLD	4670	41599399	
MARTIN	STEVEN	BRANYAN	4670	41552067	
MARTIN	ALLEN	BUNDABERG	4670	41542873	
MOORE	JOHN	BUNDABERG QLD	4670	41553871	0402299594
PLUNKETT	HENRY	THABEBAN	4670	41535923	0447059878
RAINES	DAVID	BUNDABERG QLD	4670	41551040	
READ	KEVEN	BURNETT HEADS	4670	41595424	
REBERGER	MARK	BUNDABERG	4670	41512572	
TERRY	BRIAN	SOUTH KOLAN QLD	4670	41577171	0428116098
THORPE	GARY	NORTH BUNDABERG QLD	4670	41533983	0417910566
WALK	NEIL	WEST BUNDABERG QLD	4670		0407634320
BROOK	RONALD	GIN GIN QLD	4671	41576704	0409820296
SMITH	RAYMOND	GIN GIN QLD	4671	41573067	
CARTER	PHILLIP	YANDARAN	4673	41561039	0402630932
JOHNSON	DALE	LOWMEAD	4676	41569115	
PLUNKETT	STEVEN	MIRIAM VALE	4677	49745313	0429956130
RINGUET	CECIL	GLADSTONE	4680	49724767	
MARSH	ROBERT	NORTH ROCKHAMPTON	4701	49265684	0428797380
PIRIE	WARREN	NORTH ROCKHAMPTON	4701	49263994	0402113513
SVENSEN	ALLAN	NORTH ROCKHAMPTON	4701	49348193	0429348199
SVENSEN	ROSLYN	NORTH ROCKHAMPTON	4701	49348193	0429348199
THORLEY	TRENT	NORTH ROCKHAMPTON	4701	49284668	0437088842
YOUNG	RAYMOND	NORTH ROCKHAMPTON	4701		0447348725
BENNETTS	WALTER	PINK LILY QLD	4702	49212467	0408068267
HARKER	ALBERT	RIDGELANDS QLD	4702	49345558	
PIKE	RAYMOND	GLENLEE QLD	4702	49362107	0408332109
KUHL	JEFFERY	MULARA	4703	48244001	0421504972
HALL	BARRY	GLENLEE	4711	49362107	0419785471
LIPPITT	JOHN	DUARINGA QLD	4712	49359252	0448080335
SMITH	WILLIAM	STRUCKOIL	4714	49381210	0488250178
BECKETT	DALLAS	MOURA QLD	4718	49973268	0427973268
POLLARD	CHRISTINE	EMERALD QLD	4720	49824211	
BOON	WILLIAM	SPRINGSURE	4722	49841755	0418770103
EATON	ALLEN	SARINA	4737	49562630	0407648907
SCOTT	WAYNE	SARINA	4737	49432213	0407114070

BOODY	STEVEN	ANDERGROVE QLD	4740	49550809	0402306272
BRIDER	MICHELLE	GRASSTREE BEACH	4740	49567142	0429673944
JACKSON	NEVILLE	MACKAY QLD	4740	49576084	0407837602
SAM	BARBARA	TEKOWAI QLD	4740	49545263	
SCOTT	STEVEN	MOUNT PLEASANT	4740	49421419	0438723187
WATTS	WAYNE	OORALEA	4740	49524354	0409564001
FREDERICKSON	PAUL	NORTH ETON	4741	49541337	0403770976
CAMILLERI	ANTHONY	PROSERPINE	4800	49453132	
MCNAMARA	JOHN	PROSERPINE QLD	4800	49452494	
BUKOWSKI	KEVIN	GIRU	4809		0439648936
JACKSON	KEITH	WEST END QLD	4810	47726176	0410325787
LITTLE	MALCOLM	TOWNSVILLE	4810	47746542	0412771402
MCPHIE	DESMOND	RAILWAY ESTATE	4810	47722092	0417287619
WOOLER	JOANNE	STUART	4811	47783874	0448372259
CLARK	MICHAEL	GULLIVER	4812	47799247	0439399745
MILES	CATHERINE	GARBUTT	4814	47254152	
MILES	DANIEL	GARBUTT	4814	47254152	0402741912
OLSEN	ALAN	ANNANDALE	4814	47798486	0418753328
NEWNHAM	JOAN	ALLIGATOR CREEK	4816	47805550	0429990330
OLSEN	GLEN	NOME	4816		0429909928
OLSEN	JUDITH	ALLIGATOR CREEK	4816	47788350	
OLSEN	ROBERT	ALLIGATOR CREEK	4816	47788350	
RUDALL	PHILLIP	NOME QLD	4816	47804245	0408001951
BELFORD	BRADLEY	GUMLOW QLD	4817		0408771864
MULLER	KELVIN	KIRWAN	4817	47551914	0409109993
STEVENS	MARK	ALICE RIVER	4817	47780186	0427186664
CAMPBELL	MICHAEL	JENSEN	4818		0409896509
DALLEY	GEORGE	BLUEWATER	4818	47886184	
GOODWIN	RHONDA	DEERAGUN	4818	47744780	0419649692
GOODWIN	NATHAN	DEERAGUN QLD	4818	47744780	0408180768
HEATH	GARY	BLUEWATER	4818	47886780	0438787120
HICKMOTT	MICHAEL	BLUEWATER QLD	4818	47886477	0418718303
RAJAN	MATE	BLUEWATER	4818	47886301	
RANDALL	NORM	BUSHLAND BEACH QLD	4818	47880774	
RANDALL	BERTRAM	BLUEWATER PARK	4818	47886152	0431544675
REID	ROBERT	PURONO PARK	4818	47786791	
RYAN	PATRICK	CRANBROOK	4818	47753008	
THOMSON	GRAHAM	JENSEN QLD	4818	47516771	0406399301
THOMSON	ROBERT	BLACK RIVER	4818	47786420	0438520431
VOHLAND	NOEL	ALLIGATOR CREEK	4818	47804992	0402293639
WATERS	NEVILLE	BLUEWATER QLD	4818	47886246	
WRIGLEY	ALBERT	JENSEN	4818	47516240	0427731410
MCKERROW	DEE	MT ISA	4825	47439650	
SMITH	JASON	MT ISA	4825	47492122	0447782170
WILSON	JOHN	MT ISA	4825	47439650	
GODFREY	DENIS	CARDWELL	4849	40680370	0418150246

CAMP	ISOBEL	BAMBAROO	4850	47773185	0409773185
GODFREY	CRISTY	LOWER TULLY	4854		0418602107
BLACK	ROBYNNE	SOUTH JOHNSTONE	4859	40642342	0427627518
MILANI	ADRIAN	SOUTH JOHNSTONE QLD	4859	40642388	0400429596
MILANI	PETER	INNISFAIL QLD	4860	40613100	0405741785
TSAKISSIRIS	GEORGE	WOREE QLD	4868	40543679	0418182949
WHEELER	KEVIN	WOREE QLD	4868	40546198	0416343338
CLARK	STEPHEN	AEROGLEN	4870	40537966	0447538360
FAIRBAIRN	ROBERT	MANUNDA	4870	40532726	
ANDERSON	GRAHAM	WANGAN	4871	40642097	0400977899
JOHNSTON	ROBERT	MORESBY QLD	4871		0416463791
HALLIGAN	DARYLE	TRINITY PARK QLD	4879	40574904	
BRYANT	EMMA	ATHERTON	4883	40913316	
DRURY	IRENE	ATHERTON	4883	40911813	042941167
METCALFE	ALLAN	HERBERTON	4887	40962614	0428564222

Learn About GAP...



The greyhound Adoption Program of Queensland, most commonly referred to as GAP, is a non profit program and a project of Racing Queensland Limited. Through a more positive reputation, GAP hopes to increase and improve the public's awareness and desire to care for these animals in a loving family environment once their racing careers have finished.

It is our mission to...

- Find suitable, loving long term homes for racing greyhounds whose careers have come to an end.
- Educate the public of the true greyhound personality by removing misconceptions and mistaken views that many people have of this wonderful, gentle, majestic animal.
- Encourage a more positive image of the greyhound and to stimulate the public's desire to own a Greyhound as a family pet.
- Prepare and assess the greyhound's suitability as a loving and loyal family pet.
- Give on-going, long term support to the Greyhound and its new owners.

Similar programs have proven highly successful in the USA and UK and have also been running very successfully in Victoria, New South Wales, South Australia, Tasmania and New Zealand.

With the Support of those dedicated to the welfare of animals, GAP can improve the image of these sleek, athletic dogs and find loving homes that will bring happiness to both the owners and pets.

What Dogs Can Enter GAP

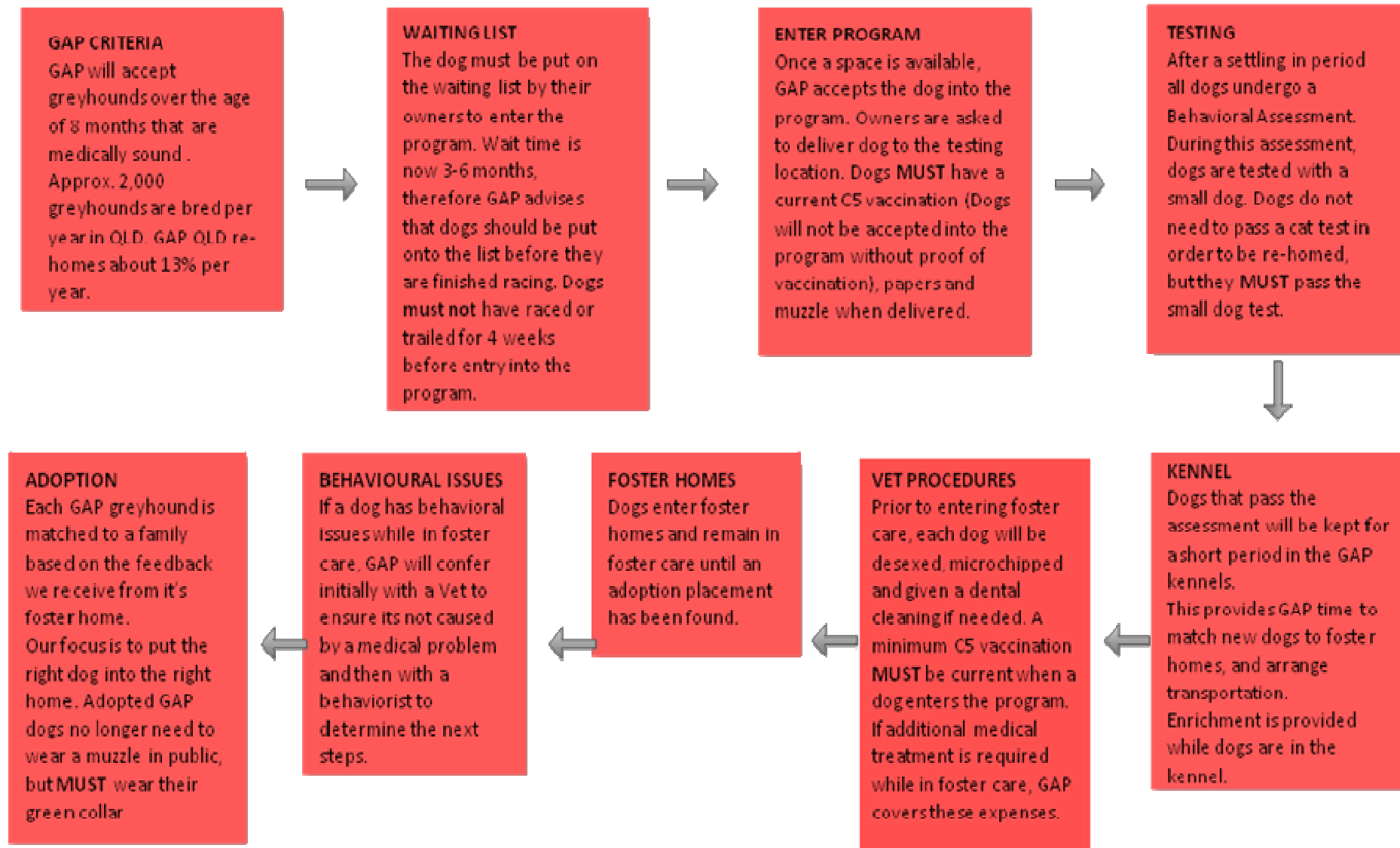
Of the greyhounds that enter GAP, Each has its own personal history

We have had various racing abilities come in our program. From dogs that have never made it past break in to dogs that have won large amounts of money at feature race meetings. Some of our dogs have had no stars and some have had up to 227 starts.

GAP greyhounds will be assessed and fostered in order to be matched to a complimentary family. The staff at GAP will work to ensure that each adoption is a success by providing support throughout the process. In addition, each adopted greyhound is given a green collar allowing them to be on lead without a muzzle.

GAP PROCESS

What our dogs experience from waiting list to adoption:



GAP Manager

Gail Lane

0427 763 481 or 3869 9769

GAP Officer

Bronwen Gallagher

0408 451 208 or 3869 9795

APPLICATION TO ENTER GREYHOUND INTO THE GREYHOUND ADOPTION PROGRAM

Please note: Racing Queensland Limited is both legally and ethically obliged to only re-home dogs that have an even temperament and that are safe around adults, children and other dogs (including small breeds) i.e. they have passed the GAP Behavior Assessment ®. For further information please contact GAP.

If your dog is still racing at the time of application, you must inform GAP when the dog has finished racing or trailing. The dog must have rested for a minimum of 4 weeks before entering GAP kennels.

Kennel Name: _____ Registered Name (if app): _____

Ear Tattoos: _____ Microchip (if app): _____

Whelping Date: _____ Sex: _____

Colour: _____ Weight: _____

Number of race starts (If app): _____ Date of Last Start: ____ / ____ / ____

Is this dog still racing? Yes No

(If yes, you must call GAP to advise when the dog has finished racing.)

If no longer racing, what were the reasons for retirement? _____

Date of the dog last vaccination: ____ / ____ / ____

Is this dog receiving regular **heartworm preventative** medication? No Yes Type: _____

Has your dog sustained any injuries? _____

Has this greyhound been: Circle as appropriate

A Kennel Dog only Loose in the yard all day +/- night Used to coming into the house

Exercised by regular street walking Exercised only on the training property

Other? Please give details: _____

Has this dog had regular contact with children? Yes No

If so, what ages? _____

How does it respond around children? _____

Has this dog had regular contact with dog breeds other than Greyhounds? Please give details.

Does this dog have experience with other domestic animals? E.g horses, cattle, sheep, cats, caged birds, poultry, etc? _____

How would you describe this greyhound's overall personality? Please circle one or more

Very Active	Keen chaser	Spooky nervous	Shy	Placid
Non-chaser	Very friendly	Outgoing	Aloof	Laid back
Quiet in kennel				

Other Information: _____

Terms and Conditions

- As GAP is not for profit, relying solely on funding to cover costs, a compulsory fee of \$50 must be paid on entry to the program.
- All greyhounds must enter the program with "proof" of current vaccination, a minimum of C5 level is required.
- I understand that in the event that this dog is determined to be unsuitable for rehoming by GAP it will be humanely euthanized without my notification.
- Greyhound must be presented muzzled, collared and on a lead.

DECLARATION:

I have read and agree to the above conditions. The information provided in the application is, to the best of my knowledge, complete and correct, and to the best of my knowledge this greyhound has not shown any undue aggressive behavior towards any person or other dog.

FULL NAME: _____ DATE: ____ / ____ / ____

SIGNATURE: _____ Reg Owner / Owner trainer / Other

ADDRESS: _____

PHONE (H): _____ (Mobile): _____

EMAIL ADDRESS: _____

Would you like to receive regular GAP updates via email? Yes No

FORM COMPLETED OVER PHONE BY GAP

STAFF MEMBER: _____ DATE: ____ / ____ / ____

Next Steps after the Waiting List



We receive a lot of questions about what is needed when your dog comes to the top of the waiting list.

Hopefully the below will answer some of these questions!

When GAP calls to notify you that your dog is accepted into the program (i.e. at the top of the waiting list), we will inform you of the date to deliver your dog.

At least two weeks before delivering the dog you must provide:

- Proof of C5 Vaccination
 - Due date must not have expired and due to boarding kennel requirements, vaccinations must have been given at least two weeks prior to when a dog will be kenneled.
 - Mail Vaccination record to:
Po Box 63 Sandgate Qld 4017

The day the dog is dropped off you must provide:

- Registration Papers or Application for Naming (Form F) for dogs that are unnamed.
- Wire Muzzle
- Collar
- Lead
- Current C5 Vaccination Certificate

Once rehomed, can I keep in touch with my dog?

If you would like to keep in touch with your dog after it is adopted, we encourage previous owners to write a letter to the future adopters. GAP will then keep this letter in the dog's folder until the time of adoption when it will be included in the adoption pack.

If you have any question regarding these requirements, please give GAP a call:
Gail on 3869 9769 or 0427 637 481

Bronwen on 3869 9795 or 0408 451 208.